

CHAPTER 4

RM OFFICERS AND OTHER RANKS

CONTENTS

SECTION 1 - INTRODUCTION

Para

- 0401. Dress Tables
- 0402. Dress When Serving with RN or Other Services
- 0403. Royal Marines Reserve Uniform
- 0404. Associated Items of Equipment

SECTION 2 - DISTINCTIONS IN UNIFORM - SENIOR OFFICERS

- 0405. General Officers
- 0406. Brigadiers and Colonels
- 0407. Colonels Commandant and Honorary Colonels
- 0408. Distinctions in Uniform - Band Officers
- 0409. Distinctions in Uniform - Warrant Officers 1
- 0410. Distinction in Uniform - WO1 Bandmasters and WO1 Buglers
- 0411. Distinctions in Uniform - RM Band Service, Buglers and Drum Majors
- 0412. Cap/Beret Badge
- 0413. Helmet Plate
- 0414. Collar Badges
- 0415. Corps Insignia
- 0416. Letters 'RM'
- 0417. Rank Badges
- 0418. Good Conduct Badges
- 0419. Branch, Specialist Qualification, Skill and Special Badges
- 0420. Buttons

SECTION 3 - AIGUILLETES, CYPHERS AND LANYARDS

- 0421. Aiguillettes
- 0422. Royal Cyphers
- 0423. Lanyards

ANNEXES

- Annex 4A** RM Dress Tables
- Annex 4B** RM Officers Outfit Scales
- Annex 4C** RM WOs, NCOs and Other Ranks Kit Scales
- Annex 4D** RM Badges and Insignia
- Annex 4E** Illustrations of Royal Marine Badges of Rank and Other Insignia
- Annex 4F** Special Boat Service
- Annex 4G** RM Band Service

CHAPTER 4

RM OFFICERS AND OTHER RANKS

SECTION 1 - INTRODUCTION

Note. The contents of this chapter should be read in conjunction with [Chapter 1](#) and [Chapter 2](#).

0401. Dress Tables

Details are given in the tables at [Annex 4A](#). Numbers and names are assigned to the Dresses for convenience when referring to them. For the Orders of Dress to be worn at Court functions, or at Joint Services functions when members of the Royal Family are present, see the Joint Services Ceremonial Dress Table in [Chapter 5](#).

0402. Dress When Serving with RN or Other Services

Royal Marines will conform when possible to the number of dress ordered for the Royal Navy. When serving with the other Services they are to wear the nearest appropriate Dress.

0403. Royal Marines Reserve Uniform

Royal Marines Reserve Officers, WOs, NCOs and Marines wear the same uniform as regular RM Officers except for the letters 'RM' (see Section 2 [Para 0416](#)).

0404. Associated Items of Equipment

Associated items of equipment worn with various dresses is given in the Dress Tables at [Annex 4A](#).

SECTION 2 - DISTINCTIONS IN UNIFORM - SENIOR OFFICERS**0405. General Officers**

Articles of uniform for General Officers are of Corps pattern with the following modifications:

- a. **Greatcoat.** Army pattern, Atholl grey or Corps pattern blue.
- b. **Tunic.** In No. 1A Dress on ceremonial occasions a blue tunic with stand-up collar (Army pattern No. 1) is worn. The accessories for wear with this dress comprise:
 - (1) Gold shoulder cords with silver-embroidered rank badges.
 - (2) Crimson and gold waist sash.
 - (3) Dress sword with metal scabbard, crimson and gold sword knot, gold sword slings.
 - (4) Plain white gloves.
 - (5) All buttons are 20mm Corps Pattern.
- c. **Badges.** The same cap/beret badges and badges of rank as prescribed for Army General Officers. Letters 'RM' are not worn.
- d. **Gorget Patches.** Scarlet patches with gold oak leaf embroidery and small General Officers' buttons are worn with all orders of dress other than Combat Dress and Mess Dress as follows:
 - (1) *Blue, lovat and stone tunics.* Patches to be 90mm long to the point and 33mm wide, triangular at the points and shaped to fit the collar.
 - (2) *Shirts.* Patches to be 50mm long to the point and 25mm wide. Worn horizontally on each side of the opening of the collar, point to the rear, the top of the patch being 13mm from the top of the collar.
- e. **Cap.** White, plastic-topped, Corps pattern but with gold-embroidered oak leaves all round the peak.
- f. **Gloves.** White, cotton, knitted.
- g. **Scarlet Mess Jacket.** Fitted with blue cloth shoulder straps edged with 13mm oak-leaf pattern gold lace and fastened at point with small General Officers' button. Silver-embroidered rank badges on shoulder straps. Corps insignia (see [Para 0415](#)) on each lapel.
- h. **White Mess Jacket.** Fitted with white drill shoulder straps fastened at point with small General Officers' button. Anodised rank badges on shoulder straps. Corps insignia as above.

- i. **Blue Trousers and Overalls.** Scarlet cloth stripe 64mm wide in place of 6mm welt.
- j. **General Officers' Button.** Raised round button 13mm in diameter with crossed sword and baton surrounded by laurel wreath. Worn by General Officers on gorget patches and the shoulder straps of mess jackets.

0406. **Brigadiers and Colonels**

Articles of uniform for Brigadiers and Colonels are of Corps pattern with the following modifications:

- a. **Greatcoat.** As for General Officers.
- b. **Badges.** The same cap/beret badges and badges of rank as prescribed for Army Brigadiers and Colonels. Letters 'RM' are not worn.
- c. **Gorget Patches.** As for General Officers, except that crimson gimp cord is used instead of gold oak-leaf embroidery and EIIR with Garter Emblem buttons instead of General Officers' buttons.
- d. **Cap.** White, plastic-topped, Corps pattern but with gold-embroidered oak leaves round the front of the peak.
- e. **Scarlet mess jacket.** As for General Officers, except that shoulder straps are edged with 13mm, staff pattern gold lace and fastened at point with small EIIR with Garter Emblem buttons.
- f. **White Mess Jacket.** As for General Officers, but with EIIR with Garter Emblem buttons for shoulder straps.
- g. **Blue Trousers and Overalls.** Scarlet cloth stripe 45mm wide in place of 6mm welt.
- h. **Button.** Raised round button 13mm in diameter with the cypher EIIR in the garter emblem. Worn by Colonels and Brigadiers on gorget patches and the shoulder straps of mess jackets.

0407. **Colonels Commandant and Honorary Colonels**

The policy for Colonels Commandant and Honorary Colonels uniforms is as follows:

- a. **Colonels Commandant.** On special occasions Colonels Commandant of the Royal Marines may wear the uniform of their rank on retirement or the approved alternative, which is General Officers' uniform with Colonels' badges of rank.
- b. **Honorary Colonels RMR.** On special occasions Honorary Colonels of the RMR may wear the uniform of their rank on retirement or the approved alternative, which is Corps Uniform (i.e. uniform worn by Lieutenant Colonels RM and below) with Colonels' badges of rank.

0408. Distinctions in Uniform - Band Officers

Articles of uniform for officers of the RM Band Service are of Corps pattern with the following modifications:

a. **Full Dress.** Either: blue cloth tunic with stand up collar (pre-war Full Dress pattern); the accessories for wear with this Dress comprise:

- (1) Gold shoulder cords with silver-embroidered rank badges.
- (2) Crimson waist sash.
- (3) Dress sword with metal scabbard, gold sword knot and sword slings.
- (4) Plain white nylon gloves.

OR

- (5) Blue frock coat with stand up collar.
- (6) Crimson sash.
- (7) Gold embroidered rank badges.

b. **Tropical Ceremonial Dress.** White cloth tunic with stand up collar, white trousers and white shoes. The accessories for wear with this Dress are as for Full Dress above with anodised officers' pattern collar badges.

c. **Wellington Boots.** Patent leather officers' pattern Wellington boots may be worn for all appropriate occasions.

d. **Helmet Plate.** Officers of RM Band PORTSMOUTH and RM Band CTCRM wear the same special insignia on helmet plates (only) as other ranks of these bands (see [Para 0412](#)).

e. **Cape.** A blue cloth Admiralty constabulary pattern cape, with turndown collar trimmed with gold lace, gilded metal lion head and chain neck fastening, scarlet lining, to button four is provided for wear on appropriate occasions.

f. **Blue Trousers and Overalls.** Scarlet cloth stripe 45mm wide in place of 6mm welt. Overalls may be worn on all appropriate musical occasions.

0409. Distinctions in Uniform - Warrant Officers 1

Articles of uniform for WOs1 are of RM WOs, NCOs and Marine's pattern with the following modifications:

- a. **Blue Uniform.** Officers' material and pattern. Sleeves to have a subtle crease.
- b. **Cap, Plastic, RM.** Officers' pattern.

- c. **Helmet WP.** Officers helmet plate.
- d. **Cap and Collar Badges.** Officers' pattern.
- e. **Blue Lanyard.** Officers' pattern.
- f. **Boots, Ankle.** Officers' pattern.
- g. **Tie, Light Khaki Braided.** For wear with 1B and 1C dress.
- h. **Shoes, Black.** Officers' pattern.

0410. Distinction in Uniform - WO1 Bandmasters and WO1 Buglers

In addition to the articles at [Para 0409](#), WO1 Bandmasters and WO1 Buglers are also entitled to the following articles of uniform:

- a. **Full Dress.** Ceremonial tunic officers' pattern/blue frock coat, both as [Para 0408](#) but with appropriate rank badges and worn with blue band trousers and parade boots.
- b. **Tropical Ceremonial Dress.** Officers' pattern as in [Para 0408](#), with appropriate rank badges.
- c. **Red Sea Rig Temperate.** White long sleeved shirt with black bow tie, blue band trousers, red cummerbund, black shoes and white leather wrist strap for badge or rank.
- d. **Red Sea Rig Tropical.** White short sleeved shirt with black bow tie, blue band trousers, red cummerbund, black shoes and white leather wrist strap for badge or rank.

0411. Distinctions in Uniform - RM Band Service, Buglers and Drum Majors

Articles of uniform for ranks of the RM Band Service and Buglers are of RM WOs, NCOs and Marines pattern with the following modifications:

- a. **Blue Trousers.** RM Band ranks wear a broad scarlet stripe (45mm) on serge trousers.
- b. **Band Cape.** A blue cloth cape, fastening at the neck, is provided for wear by Band ranks with No. 1A Dress on appropriate occasions.
- c. **Ceremonial Dress Tunic.** A yellow-braided blue cloth tunic is provided for wear by Band ranks and Buglers with No. 1A Dress on appropriate occasions. For Band Sergeants and above the tunic is gold-braided.
- d. **Dress Cords Royal.** Silk for Bugle Majors, worsted for other Buglers, are worn as ordered. The method of wearing is, the hook at the tassel end is to be secured to a becket sewn underneath the left shoulder strap at the front, as near to the point of the shoulder as practicable. The tassels, when secured, should lie naturally at the front of the left shoulder. The running end should then be taken across the upper chest, over the right shoulder beneath the shoulder strap; the cord between the shoulders lying in a natural curve, being secured to the third button on blue ceremonial tunics, second button on the blue RM, white tropical ceremonial and white tunics and to the top button on stone coloured and lovat tunics, between the two toggles provided. Securing of the

cord is completed by bringing the running end round the back of the right shoulder, under the armpit, and, except for the lovat tunic, securing the eye at the end to the top button of the tunic. On the lovat tunic the eye is to be secured to a small hook sewn under the right lapel 88mm above the top button. The plait below the eye should curve naturally towards the right armpit. If a drum carriage is worn, the loop across the chest should be underneath, and that part of the cord running from the right armpit, secured over the top of the carriage.

e. **Tropical Ceremonial dress.** White cloth tunic with stand up collar, white trousers and white shoes. The accessories for wear with this dress are as for temperate No 1 ceremonial dress.

f. **Red Sea Rig Temperate.** White long sleeved shirt with black bow tie, small metal rank badges (WO2s white leather wrist strap for badge of rank), blue band trousers, red cummerbund and black shoes.

g. **Red Sea Rig Tropical.** White short sleeved shirt with small metal rank badges (WO2s white leather wrist strap for badge of rank), blue band trousers, red cummerbund and black shoes.

h. **The Royal Band.** Band ranks (not Buglers) of the RM Band Portsmouth wear the Chatham Divisional Blue Tunic when performing in the presence of royalty. Articles of uniform for Drum Majors are to be appropriate for their rank plus the following distinctions.

i. **Ceremonial Dress Tunic.** Drum Majors in compliment billets are issued with a special, gold-braided ceremonial tunic.

j. **Wellington Boots and Overalls.** Officers' pattern Wellington boots and overalls shall be worn by Drum Majors on ceremonial parades.

k. **Ceremonial Accessories.** Dress belt Drum Majors' pattern swords with metal scabbard, sword belt blue, gold sword knot and slings (WO1s only otherwise white), white gauntlets Drum Majors' pattern.

0412. Cap/Beret Badge

a. **Officers.** The Corps badge is in two parts: a globe in a laurel wreath and a lion on a crown: the globe in silver, remainder anodised. The beret badge worn with Combat and Training Dress is similar but in bronze throughout. The manner of wearing on cap and beret is detailed below.

(1) The Corps badge is worn by all officers below Colonel. The Army pattern badge is worn by Colonels and Brigadiers (lion and crown) and General Officers (crossed sword and baton in wreath surmounted by a crown).

(2) *WOs, NCOs and Marines.* The globe, laurel, lion and crown badge, anodised or bronze as appropriate, is worn by all WOs, NCOs and Marines in one piece except as follows:

(a) *Warrant Officers.* WOs and equivalent ranks wear a divided badge, i.e. lion and crown separate from and above the globe and laurel (WO1s wear Officers' pattern).

(b) *RM Band Portsmouth*. On the cap only, band ranks (not buglers) of RM Band Portsmouth wear a gilt grenade on which is mounted the royal cypher GRV and a St. Edward's crown in silver surrounded by a laurel wreath. The royal cypher EIIR/PP with crown in silver is worn immediately above the grenade.

(c) *RM Band CTCRM*. On the cap only, band ranks (not buglers) of RM Band CTCRM wear the anodised divided cap badge with the Prince of Wales' plumes in silver between the globe and laurel and the lion and crown.

b. **Details for wear.** The composite badge is worn as follows:

(1) *Caps*. Centrally in front of the cap, with the top of the red band running through the crown.

(2) *Berets*. Immediately over the left eye: blue beret - centrally within the red patch; green beret -4mm above the leather band. At no time is the lining to be removed.

c. **The divided badge is worn as follows:**

(1) *Caps*. With the tips of the wreath level with the top of the scarlet band but below the scarlet welt. The base of the lion and crown is to be 13mm above the scarlet band. At no time is the lining to be removed.

(2) *Berets*. As in Para 0412b [sub para \(2\)](#) but with the crown 11mm above the globe.

d. SBS badged personnel wear the cloth SBS badge on their berets, 4mm above the leather band centrally over the left eye.

e. SBS(R) ranks wear the cloth badge on completion of JSF Selection Course, when they reach the level of Sabre Squadron Ready.

0413. **Helmet Plate**

a. **Officers.** A gilded metal eight-pointed star with dead and bright rays, and crown above. On the star a gilded metal laurel wreath and saw-pierced garter with regimental motto *Per Mare Per Terram*; above the garter a scroll *Gibraltar* and below it an anchor, in the centre a silver globe. Under the saw-pierced garter, blue enamel. The plate is to be worn with the bottom central ray fitted halfway over the leather band. Directors of Music of the RM Bands wear the appropriate cyphers as detailed in [sub para c](#) and [sub para d](#) below.

b. **WOs, NCOs and Marines.** In addition to a polished ball ornament and a polished or bright anodised chin chain, WO, NCOs and Marines wear a polished or bright anodised helmet badge on the white Wolseley pattern helmet. The badge is an eight-pointed star with dead and bright rays and a crown above; on the star a laurel wreath on the inside of which is a garter with the regimental motto *Per Mare Per Terram*; above the garter a scroll *Gibraltar* and below it an anchor, in the centre a globe. The badge is to be worn centrally on the front of the helmet with the bottom central point fitted approximately halfway over the band round the helmet, so that the points side rest on the top of the band.

- c. **RM Band Portsmouth.** This band wear 2 royal cyphers in silver attached to the helmet badge, the cypher GVR over the anchor and below the globe and the cypher EIIR/PP below the crown.
- d. **RM Band CTCRM.** This band wear the Prince of Wales' plumes in silver centrally upon the helmet badge above the globe and partially covering the crown.

0414. Collar Badges

- a. **Officers.** A silver globe in anodised laurel wreath or the same badge in bronze. Worn centrally on the step of the collar of blue, lovat and stone tunics. Worn in a miniature on each lapel of the mess jacket, both scarlet and white, with the centre of the badge 17cm below the neck point of the shoulder seam, by officers below the rank of Colonel.
- b. **WOs, NCOs and Marines.** WOs, NCOs and Marines wear the metal globe and laurel badge on blue and lovat uniforms. On blue tunics the anodised badges are to be set 4mm above the collar seam with the centre of the badge 51mm from the end of the collar. On lovat tunics the bronze badges are to be worn centrally on the step of the collar, the bottom of the laurel wreath 7mm above the edge of the step. Collar badges are not worn on other garments.
- c. **Band personnel.** JNCOs and Marines wear embroidered yellow on red collar badges on No 1A Blue tunics. SNCOs wear gold braided collar badges.
- d. SBS badged personnel including SBS(R) personnel qualified Sabre Squadron Ready wear the metal SBS badge on Lovat suits. Officers and SNCOs wear a miniature SBS badge on each lapel of the mess jacket, with the centre of the badge 17cm below the neck point of the shoulder seam.

0415. Corps Insignia

The Corps badge (globe, laurel, lion and crown), embroidered in gold, is worn by Colonels and above on each lapel of the mess jacket, both scarlet and white, with the centre of the globe 230mm below the neck point of the shoulder seam.

0416. Letters 'RM'

- a. **Block letters, Size 13mm, Anodised or bronze.** Worn in the centre of the shoulder straps below badges of rank and 13mm above the shoulder seam. Worn with all forms of 1 Dress, 2C, 3A, 3AW, and 3BW dresses. Not worn by Colonels and above nor on raincoats or Band and Buglers' full dress tunics.
- b. Royal Marines Reserve Officers, WOs, NCOs and Marines wear anodised or bronze letters 'RMR' instead of 'RM'. Those on SSS engagements with the regular Corps wear the letters 'RM'.
- c. **Corps pattern belt.** Worn with the leather buckle on left hip and silver buckle adjusted to fit centrally.
- d. Badged SBS and Sabre Squadron Ready SBS(R) personnel wear the bronze letters SBS in place of RM in the centre of the shoulder straps below badges of rank and 13mm above the shoulder seam when dressed in Lovat suit.

0417. Rank Badges

a. **Officers.** Rank badges are worn on chest or shoulder straps, where fitted. On the mess jackets of officers below Colonel they are worn on both lapels, 6mm above the Corps badge.

b. The following type of rank badges will be worn in the order of dress shown:

Bronze	No 1B Parade Lovats. No 1C Lovats. No 3A Half Lovats.
Black on Olive	No 3C Half Lovats 3B and 3D Training Rig. No 4 Combats.
DPM/Sand	No 4 Combats for Operations. (As directed by an Operational Theatre Commander).
Anodised	Remaining Orders of Dress.

c. The badges to be worn are:

Second Lieutenant	Star.
Lieutenant	2 Stars.
Captain	3 Stars.
Major	Crown.
Lieutenant Colonel	Crown and 1 Star.
Colonel	Crown and 2 Stars.
Brigadier	Crown and 3 Stars.
Major General	Crossed Sword and Baton, Star above.
Lieutenant General	Crossed Sword and Baton, Crown above.
General	Crossed Sword and Baton, Crown and Star above.

d. The devices, as in [sub para c](#) above, are Army pattern. The sword and baton device reversed for right and left shoulders, with the point of the sword to the front in each case. The stars, crown and crossed sword and baton are to be 16mm size, except on the mess jacket of officers below Colonel, where they are to be 13mm. The distance apart of the devices is to be 6mm.

e. **WOs, SNCOs and Marines.** Rank badges are worn on the right arm only except as follows:

- (1) *Blue greatcoat.* Yellow on red - right arm only.
- (2) *CS95 and Wind proofs.* Black on green/DPM - chest strap.

f. A table showing details is at [Annex 4C](#).

0418. Good Conduct Badges

a. V shaped stripes, 13mm wide, 127mm across top. Worn point upwards on the left arm with the inner angle of the lowest stripe 7mm above the point of the sleeve slash on the blue serge, white and stone tunics. When more than one badge is worn the distance between them is to be 5mm measured perpendicularly.

b. Good conduct badges are only to be worn by Marines, Musicians and Buglers and then only on the blue serge, white and stone tunics. They are not worn on the band ranks' and buglers' blue or white ceremonial tunics.

0419. Branch, Specialist Qualification, Skill and Special Badges

a. Category, description and wear of such badges is shown in [Annex 4C](#).

b. **Stars and Crowns.** Stars and crowns are added to the basic specialist qualification badges to indicate the classes of qualification as follows:

(1) *Instructor.* Crown above basic device and two stars below.

(2) *First class.* Crown above basic device.

(3) *Second class.* Star above and star below basic device.

(4) *Third class.* Star above basic device.

c. When there are letters as part of the basic device, the letters come below the star.

d. **Badges Awarded During Former Service in RN, Army or RAF.** Badges from previous service are not to be worn unless they are badges currently authorised for wear by RM WOs, NCOs and Marines; provided also that the privilege of wearing the badge has not been withdrawn.

e. **RM Provost Armlets.** The 'MP' armband, as provided for the Royal Military Police, is to be worn immediately above the right elbow. When chevrons are worn on the upper arm, the armband should just cover the lower point of the bottom chevron, with the letters 'M' and 'P' on either side of the apex of the chevron.

f. **Unit Police Armlets.** Ranks on unit police duties are to wear the authorised armband ('NP', 'RP' or 'RMP' as appropriate) on the left sleeve immediately above the cuff of the tunic of greatcoat, or in a similar position on other uniform garments. The armband is worn on the left wrist when long-sleeved garments are not worn.

g. **Flying Badges.** RN pilot's wings comprising gold embroidered wings extended behind a silver fowl anchor with a crown above with a laurel wreath, are to be worn by all entitled personnel. The badge is worn as follows:

(1) *Blue, lovat and stone tunics and shirts.* Centrally 64 mm above the top row of medal ribbons, or if no medal ribbons are worn, 64 mm above the left breast pocket.

(2) *Mess jackets.* Worn immediately below the Corps badge on the left lapel, miniature medals being lowered accordingly.

(3) *Combat dress.* Worn in the same position as on blue, lovat or stone tunics.

h. **Parachutist Badge.** The Army pattern parachutist badge, a parachute with wings, should be worn on the right arm 51 mm below the shoulder seam, by personnel who are qualified parachutists as follows:

- (1) *Blue tunics.* The full sized badge in gold on blue.
- (2) *Lovat tunics.* A two-thirds size badge in gold on green.
- (3) *Mess jackets.* The miniature badge (length 51mm, height 20mm) gold on scarlet.
- (4) *Stone tunics and shirts.* The full-sized badge in light blue on khaki drill.

i. **King's Badge and Prince's Badge.** To be worn on all orders of dress, including CS95 on the left arm, 51mm below the shoulder seam. The colours vary according to the order of dress.

j. **The Commandant General's Shooting Badge.** To be worn on the lower left sleeve, in place of the standard marksman's badge, by personnel who form or have formed (1986 onwards) part of the RM Bisley Shooting Team. A gold and blue badge will be worn on the blue tunic and a yellow thread badge will be worn on the lovat suit.

k. **Royal Marines Commando Flashes.** All Royal Marines who have completed the Commando Course are to wear a red on black "Royal Marines Commando" flash on both sleeves of the jersey wool heavy. The badge is to be sewn centrally with its upper edge touching the shoulder seams.

l. A black on green "Royal Marines Commando" flash is to be worn by all RM Commando trained personnel on both sleeves of all CS95, appropriately a "Royal Marine Band Service" flash is to be worn by all members of the RM Band Service. The flash is to be attached centrally with its upper edge 7mm below the shoulder seams.

m. **"Commando dagger" Badge.** When serving with 3 Cdo Bde RM, Commando trained personnel are to wear a black "Commando Dagger" badge on a green background on the right sleeve of combat jackets and CS95 shirt. It is to be worn on the upper arm, 90mm from the point of the shoulder. RM Personnel when serving with 3 Cdo BDE RM, are to wear a Black on Olive Green "Commando Dagger". It is to be worn on the upper arm, 90mm from the point of the shoulder on the right arm.

FPGRM are to wear the equivalent badge in the same place as for Bde Personnel. On no account are non-commando trained personnel to wear the badge at any time.

n. **Royal Marines Band Service Flash.** All RM Band Service personnel are to wear a red on blue "Royal Marines Band Service" flash on both sleeves of the jersey wool heavy. The flash is to be sewn centrally with its upper edge touching the shoulder seam.

o. **Royal Band.** Members of the RM Band Portsmouth wear a "Royal Band" badge, in appropriate colours, on the upper right sleeve of all uniforms (subject to formal approval and introduction).

p. **Background and Attachment of Badges.** The instructions in [Chapter 3](#) regarding naval ratings' badges, are also applicable, as far as appropriate, to Royal Marines badges.

q. **Special Boat Service Parachutists Badge.** The appropriate SBS pattern parachutists wings should be worn on the right arm 51mm below the shoulder seam, by personnel qualified as follows:

- (1) *Badged SBS.* On completion of the SF Parachute Course.
- (2) *SBS(R).* On successful completion of the JSF Selection Hills Phase and completion of the SF Parachute Course.
- (3) *Royal Marines Special Forces Communicators.* On successful completion of the Special Forces Communications Course and the SF Parachute Course.

These wings are only awarded by the CO SBS.

0420. Buttons

a. **Corps button.** Raised round button, anodised or bronze. At the centre a fouled anchor under a crown surrounded by a double rim enclosing the words 'Royal Marines', and this in turn surrounded by a laurel wreath. In two sizes - 25mm and 20mm: the smaller button for pockets and shoulder straps.

b. **Lion and crown button.** Raised round button with mounted lion and crown in silver. Worn on caps, mess jackets and mess waistcoats.

SECTION 3 - AIGUILLETES, CYPHERS AND LANYARDS**0421. Aiguillettes**

a. Naval type aiguillettes are to be worn by the following Royal Marines Officers in the same manner as prescribed for Naval Officers (see [Chapter 3](#)) and with equivalent dresses:

(1) ADCs to the Queen, Equerries and Extra Equerries to the Queen or to members of the Royal Family, and ADC to Governors General.

(2) ADC to CGRM; officers specifically appointed as Flag Lieutenant to officers of Flag rank or Commodores; or as ADC or Military Assistant to officers of Flag, General or Air Rank where the post is allowed by establishment; or as ADC to a Governor or Lieutenant Governor.

(3) Personal staffs of all members of the Defence Council and VCDS.

b. Officers at Para 0421a [sub para \(1\)](#) wear aiguillettes as for ADCs to the Queen ('Palace' type) and those at Para 0421a [sub para \(2\)](#) as for Flag Lieutenants ('Staff' type).

c. Aiguillette shoulder straps are not to be worn by Royal Marines Officers. In Mess Dress, for Officers below the rank of Colonel, the aiguillette is to be supported by a scarlet cloth shoulder strap of the same material as the jacket. In other Dress the shoulder strap of the garment is to be used, modified by the addition of a button to which the aiguillette cord is affixed.

d. Aiguillettes and the various accoutrements are issued on Individual Loan from the Uniform Clothing Store HMS NELSON.

0422. Royal Cyphers

a. Royal Marines ADC to the Queen, Equerries and Extra Equerries to the Queen are to wear the royal cypher and crown, in one piece, below their badges or rank; letters 'RM' are not worn. Equerries to other members of the Royal Family wear the cypher of that member in the same manner. In Mess Dress Equerries and Extra Equerries wear the royal cypher and crown on shoulder straps of similar material.

b. The full sized badge (35 x 35 mm), in either dull silver metal or gilt metal, is worn as follows:

(1) *Dull silver.* On full dress tunic, blue serge tunic, Athol grey greatcoat, blue greatcoat, scarlet mess jacket and white mess jacket.

(2) *Gilt metal.* On lovat tunic, stone jacket and stone shirt.

c. Former ADCs to the Queen wear the badge similarly but in miniature (22 x 24 mm). ADCs to the Queen who vacate the appointment on promotion to the substantive rank of Major General are, however, to cease wearing the badge.

0423. Lanyards

a. All ranks on the posted strength of the following units are to wear a coloured lanyard with certain forms of dress as stated:

Unit	Colour
COMAMPHIBFOR/DRM	Maroon
HQ 3 Cdo Bde RM UKLF CSG	Green
40 Cdo RM	Light Blue
42 Cdo RM	White
45 Cdo RM	Scarlet
Cdo Log Regt RM	Dark Blue
Fleet Protection Group RM	Old Gold on Scarlet
SBS	Green, Black and Blue
539 ASRM	Old Gold and Rifle Green
847 NAS	Light/Dark Blue

b. Coloured lanyards are worn on the right shoulder in an ordinary loop with the running end passed directly into the right side of the breast pocket without forming a bight.

c. Lanyard, Blue, Officers' Pattern. Braid of viscose rayon on cotton core. One end constructed with a loop closed with a Turk's head knot. Length of lanyard shall be no less than 800mm to be worn looped over the left shoulder. The running end is to be passed into the left side of the breast pocket and not allowed to hang loosely in a bight.

ANNEX 4A

RM DRESS TABLES

1. 1A Dress - Full Dress "Blues"

a. Occasions for Wear:

- (1) When receiving HM The Queen, other crowned heads or heads of state.
- (2) When receiving royalty unless ordered to the contrary by the relevant CinC.
- (3) Full ceremonial state events as ordered.
- (4) Inspections by Flag Officers.
- (5) Funerals, parades and other appropriate ceremonial events.

b. Description:

General Officers	Officers, WOs and SNCOs	Corporals and Marines
Cap	Cap/Wolseley pattern helmet (Note 3)	Cap/Wolseley Pattern helmet (Note 3 and Note 10)
Blue tunic (Note 1)	Blue tunic	Blue tunic
Overalls	Blue trousers/Overalls (Note 4)	Blue trousers
White long sleeved shirt	White long sleeved shirt (Note 5)	Black socks
Black socks	Black tie (Note 5)	Army pattern boots
Wellington boots	Officer pattern lanyard (Note 5)	White belt
Spurs	Black socks	Frog and bayonet (Note 7)
Ceremonial sword	Army pattern/Officer pattern/ Wellington boots (Note 4)	Rifle (Note 7)
Crimson and gold sash	Sam Browne/White belt/Sash (Note 6)	Greatcoat (Note 3)
Gold shoulder cords	Frog and bayonet (Note 7)	White gloves
White gloves	Sword/Rifle (Note 7)	Braces
Greatcoat (Note 2)	Greatcoat (Note 3)	
Braces	Gloves (Note 8)	
	Braces	

c. Decorations/Medals:

- (1) Collar and/or broad Riband.
- (2) Up to 4 stars of orders.
- (3) Up to 3 neck decorations.
- (4) Medals.

Notes:

1. *Army pattern (with high neck) or Corps pattern as appropriate.*
2. *Athol Grey Army pattern or blue Corps pattern as required. Drawn for Loan Pools, London District or as advised by RMSTO RNLPO.*
3. *Helmets and greatcoats to be worn when ordered.*
4. *Overalls, Wellington boots and spurs worn by majors and above. Adjutants, Equerries, Military Assistants, Aides-de-Camp and Flag Lieutenants. WO2s and below wear Army Pattern Boots.*
5. *Officers only (WO1s wear officer pattern lanyard).*
6. *SNCOs wear white belt and scarlet sash; WO2s wear a sword belt and scarlet sash. Sam Browne always worn with frog, whether carrying swords or not.*
7. *Swords/Rifles are carried on parade or when ordered.*
8. *WO2s, Drum and Bugle Majors on appointment and above wear brown cape gloves; the remainder wear white gloves.*
9. *For distinctions in RM Band Officers' Full Dress Uniform, [Para 0411](#).*
10. *CTC King's squad wear - peak cap with chin-stay down and white lanyard on left shoulder.*
11. *For SBS No 1 dress see dress code 1B ([Note 9](#)).*

Fig 4A-1a. Officers



Fig 4A-1b. WOs and SNCOs



Fig 4A-1c. Corporals and Marines



2. 1B Dress - Formal Dress "Parade Lovats"

a. Occasions for Wear:

- (1) Inspections by Flag Officers.
- (2) Minor ceremonial occasions as an alternative to 1A dress.
- (3) Courts Martial as appropriate.
- (4) Other occasions as ordered.

b. Description:

Officers	WOs and SNCOs	Corporals and Marines
Beret (Note 1)	Beret (Note 1)	Beret (Note 1)
Lovat suit	Lovat suit	Lovat suit
Lanyards (Note 2)	Unit Lanyard (Note 8)	Unit Lanyard
Stone long sleeved shirt	Stone long sleeved shirt	Stone long sleeved shirt
Light Khaki braided tie	Khaki drab tie	Khaki drab tie
Lovat/Green socks (Note 7)	Socks combat general service	Socks combat general service
Sam Browne (Note 3)	Sam Browne/belt/sash (Note 3)	White belt
Sword (Note 4)	Frog and bayonet (Note 4)	Frog and bayonet (Note 4)
Officer pattern boots	Sword/rifle (Note 4)	Rifle (Note 4)
Brown cape gloves	Army pattern/Officer pattern boots (Note 5)	Army pattern boots
	Gloves (Note 6)	White gloves

c. Decorations/Medals:

- (1) Up to 2 stars of orders.
- (2) 1 neck decoration.
- (3) Medals.

Notes:

1. Beret with anodised badge. The King's Squad wear caps with chin stay down.
2. Blue officer pattern lanyard on left shoulder plus appropriate unit lanyard on right shoulder.
3. SNCOs wear white belts and scarlet sash; WO2s wear a sword belt and scarlet sash. Sam Browne always worn with frog, whether with sword or not.
4. Swords/rifles are carried on parade or when ordered.
5. WO2s and below wear Army pattern boots.

6. *WO2s, drum and bugle Majors on appointment and above wear brown cape gloves; the remainder wear white gloves.*
7. *Lovat coloured socks may be purchased, or Socks combat general service worn.*
8. *WO1s wear light khaki braided tie and OP lanyard.*
9. *For SBS this uniform will be worn as No 1A dress, as well as No 1B and No 1C dress (SBS collar badges, SBS cap badge, SBS belt and SBS shoulder epaulettes.*

Fig 4A-2a. Officers



Fig 4A-2b. WOs and SNCOs



Fig 4A-2c. Corporals and Marines



3. 1C Dress - Semi Formal Dress "Lovats"

- a. **Occasions for Wear.** Occasions of duty or minor ceremonial.
- b. **Description:**

Officers	WOs and SNCOs	Corporals and Marines
Beret/Cap (Note 1)	Beret/Cap (Note 1)	Beret/Cap (Note 1)
Lovat suit	Lovat suit	Lovat suit
Lanyards (Note 2)	Unit lanyard (Note 4)	Unit lanyard
Stone long sleeved shirt	Stone long sleeved shirt	Stone long sleeved shirt
Light khaki braided tie	Khaki drab tie (Note 4)	Khaki drab tie
Lovat/Green socks (Note 3)	Socks combat general service	Socks combat general service
Cloth belt	Cloth belt	Cloth belt
Officer pattern shoes	Sash (Note 5)	Black shoes
	Black shoes (Note 6)	

- c. **Decorations/Medals.** Medal ribbons.

Notes:

1. Beret with anodised badge. Band personnel wear caps. The King's Squad wear caps with chin stay down.
2. Blue Officer pattern lanyard on left shoulder plus appropriate unit lanyard on right shoulder.
3. Lovat coloured socks should be purchased, or Sock Combat General Service worn.
4. WOs1 wear light khaki braided tie and Officer pattern lanyard
5. As ordered/appropriate.
6. WO1s wear officer pattern shoes.

Fig 4A-3a. Officers



Fig 4A-3b. WOs and SNCOs



Fig 4A-3c. Corporals and Marines



4. 2A Dress - Formal Evening Dress “Mess Dress”

a. Occasions for Wear:

- (1) Official or public balls, dinners and evening receptions of a formal nature.
- (2) Full ceremonial evening events.

b. Description:

Lt Colonels and Above	Other Officers	WOs and SNCOs	Corporals and Marines
Cap/Side hat (Note 1)	Cap/Side hat (Note 1)	(WO/SNCOs should wear blues with cloth belt and medals or, optionally, mess dress)	Cap
Scarlet mess jacket	Scarlet mess jacket		Blue tunic
Blue mess waistcoat	Blue mess waistcoat		Blue trousers
Stiff fronted shirt	White Marcella shirt		Cloth belt
Wing collar	Blue mess trousers (Note 2)		Black shoes
Black bow tie	Black bow tie		Medals
Overalls	Black socks		(Optionally; JNCOs may wear white shirt, blue trousers, red cummerbund and black bow tie for Mess dinners etc)
Black socks	Wellington boots/black shoes		
Wellington boots			
Spurs			

c. Decorations/Medals:

- (1) Broad riband.
- (2) Up to 4 stars of orders.
- (3) One neck decoration.
- (4) Miniature medals.

Notes:

1. Side hat is optional for officers.
2. Adjutant, Equerries, Military Assistants, Aides-de-Camp and Flag Lieutenants wear overalls, Wellington boots and spurs.
3. Civilian equivalent is evening dress with medals and decorations as above.
4. Stiff fronted shirt and wing collar is obligatory for royal equerries/Aides-de-Camp, principal staff officers/Aides-de-Camp to senior Officers, Service attaches and advisers.

Fig 4A-4a. Lt Colonels and above



Fig 4A-4b. Other Officers



Fig 4A-4c. WOs and SNCOs




Fig 4A-4d. Corporals and Marines



5. 2B Dress - Formal Evening Dress "Mess Undress"**a. Occasions For Wear:**

- (1) Dinner when 2A dress is not appropriate.
- (2) Evening dances and entertainments.

b. Description:

Officers	WOs and SNCOs	Corporals and Marines
As for 2A Dress for other officers	As for 2A Dress	As for 2A Dress

c. Decorations/Medals:

- (1) Up to 2 stars of orders.
- (2) One neck decoration.
- (3) Miniature medals.

Notes:

1. *Civilian equivalent is black tie with medals and decorations as above.*
2. *Overalls and spurs for entitled Officers are optional.*
3. *Kilt with accoutrements may, optionally, be worn by male personnel in place of blue mess trousers, black socks and shoes.*

Fig 4A-5a. Officers



Fig 4A-5b. WOs and SNCOs



Fig 4A-5c. Corporals and Marines



6. 2C Dress - Informal Evening Dress "Red Sea Rig"

- a. **Occasions for Wear:** Informal evening uniform in ships and establishments.
- b. **Description:**

Officers	WOs and SNCOs	Corporals and Marines
Cap	Half lovats - 3A Dress	Half lovats - 3A Dress
Shoulder rank boards (Note 1)	Desert boots when ordered	Desert boots when ordered
White short sleeved shirt with epaulettes	Unit lanyard to be worn	Unit lanyard to be worn
Red cummerbund		
Blue trousers (Note 2)		
Black socks		
Black shoes		
Desert boots when ordered		
Unit lanyard to be worn		

- c. **Decorations/Medals:** None.

Notes:

1. *Optional, but anodised rank badges should be worn on a white slide.*
2. *Not mess trousers.*

Fig 4A-6a. Officers



Fig 4A-6b. WOs and SNCOs



Fig 4A-6c. Corporals and Marines



7. 3A Dress - General Duty Dress "Half Lovats"

- a. **Occasions for Wear:** Semi formal day rig worn in camp and for day to day duties
- b. **Description:**

Officers	WOs and SNCOs	Corporals and Marines
Beret/Cap (Note 1)	Beret/Cap (Note 1)	Beret/Cap (Note 1)
Stone short sleeved shirt (Note 2)	Stone short sleeved shirt (Note 2)	Stone short sleeved shirt (Note 2)
Lanyards (Note 7)	Lanyards (Note 7)	Lanyard (Note 7)
Lovat trousers (Note 3)	Lovat trousers (Note 3)	Lovat trousers (Note 3)
Corps pattern belt	Corps pattern belt	Corps pattern belt (Note 6)
Bronze "RM"s (Note 4)	Bronze "RM"s (Note 4)	Bronze "RM"s (Note 4)
Lovat/Combat socks	Lovat/Combat socks/Black socks	Lovat/Combat socks/Black socks
Black shoes (Note 5)	Black shoes (Note 5)	Black shoes (Note 5)

- c. **Decorations/Medals:** None.

Notes:

1. *Cap for band personnel. Beret with anodised badge.*
2. *Collar worn open.*
3. *Barrack dress trousers, not from suit.*
4. *Worn in shoulder strap. Officers also wear bronze rank insignia in strap or on slides.*
5. *Officer Pattern/Army Pattern boots, WO1s wear officer pattern shoes.*
6. *Corps pattern belt to be worn with leather buckle over the left hip and silver buckle adjusted to fit centrally.*
7. *All ranks wear unit lanyard (right shoulder) where appropriate. Officers and WO1s also wear Op lanyard (left shoulder).*

Fig 4A-7a. Officers



Fig 4A-7b. WOs and SNCOs



Fig 4A-7c. Corporals and Marines



8. 3B Dress - General Duty Dress “Training Rig”

a. **Occasions for Wear:** Informal day rig worn in camp and for day to day duties in summer months and hot climates ([Note 8](#), [Note 9](#) and [Note 10](#))

b. **Description:**

Officers	WOs and SNCOs	Corporals and Marines
Beret (Note 1)	Beret (Note 1)	Beret (Note 1)
C95	C95	C95
Rank slides (Note 3)	Rank slides (Note 3)	Rank slides (Note 3)
Combat socks	Combat socks	Combat socks
Boots (Note 5)	Boots (Note 5)	Boots (Note 5)
Belt (Note 6)	Belt (Note 6)	Belt (Note 6)

c. **Decorations/Medals:** None.

Notes:

1. *With bronze badge.*
2. *Worn with sleeves rolled up.*
3. *DPM slides.*
4. *Worn with elastics (not supplied) around top of boot.*
5. *Appropriate to environment.*
6. *CS95 web belt.*
7. *CS95 jacket/waterproofs may be worn as ordered/required.*
8. *Shirts may be worn outside of trousers when in tropical climates.*
9. *Mandatory for wear within Navy Command HQ, Staff College (Course Instructors and Students) and Drill Instructors.*
10. *HQ Staff as directed.*

Fig 4A-8a. Officers



Fig 4A-8b. WOs and SNCOs



Fig 4A-8c. Corporals and Marines



9. 3C Dress - General Duty Rig "Half Lovats"

- a. **Occasions for Wear:** Semi formal day rig worn in camp and for day to day duties.
- b. **Description:**

Officers	WOs and SNCOs	Corporals and Marines
Beret (Note 1)	Beret (Note 1)	Beret (Note 1)
Long sleeved stone shirt	Long sleeved stone shirt	Long sleeved stone shirt
Lovat trousers	Lovat trousers	Lovat trousers
Corps pattern belt	Corps pattern belt	Corps pattern belt
Lovat/Combat socks	Lovat/Combat socks/Black socks	Lovat/Combat socks/Black socks
Jersey wool heavy	Jersey wool heavy	Jersey wool heavy
Black shoes (Note 2)	Black shoes (Note 2 and Note 3)	Black shoes (Note 2)

- c. **Decorations/Medals:** None.

Notes:

1. *Band personnel wear caps. Beret with anodised badge.*
2. *Officer pattern/Army Pattern boots, white belts may be ordered and Sam Browne, sword belt and brown cape gloves when appropriate.*
3. *WO1s wear Officer pattern shoes.*

Fig 4A-9a. Officers



Fig 4A-9b. WOs and SNCOs



Fig 4A-9c. Corporals and Marines



10. 3D Dress - General Duty Dress “Training Rig”

a. **Occasions for Wear:** Informal day rig worn in camp and for day to day duties in winter months and cold climates.

b. **Description:**

Officers	WOs and SNCOs	Corporals and Marines
Beret (Note 1)	Beret (Note 1)	Beret (Note 1)
CS95	CS95	CS95
Combat socks	Combat socks	Combat socks
Boots (Note 4)	Boots (Note 4)	Boots (Note 4)

c. **Decorations/Medals:** None.

Notes:

1. *With bronze badge.*
2. *DPM and green slides.*
3. *Worn with elastics (not supplied) around top of boot or ties.*
4. *Appropriate to environment.*
5. *CS95 jacket/waterproofs may be worn as ordered/required.*
6. *Green t-shirts.*

Fig 4A-10a. Officers



Fig 4A-10b. WOs and SNCOs



Fig 4A-10c. Corporals and Marines



11. 4/4C/4D/4T Dress - Combat Dress 'Combats'**a. Occasions for Wear:**

- (1) General in theatre wear when deployed.
- (2) Operations, exercises and field training.

b. Description:

4 All Ranks	4C All Ranks	4D All Ranks	4T All Ranks
Helmet/Beret (Note 1)	Helmet/ECW cap (Note 1)	Helmet/Desert hat (Note 1)	Jungle hat
T shirt	ECW underwear (Note 1)	DPM shirt (Desert)	Jungle boots
Shirt (Note 1 and Note 2)	Norwegian shirt	DPM trousers (Desert)	JKT (Note 3)
Fleece (Note 1, Note 2 and Note 3)	Fleece (Note 1, Note 2 and Note 3)	Desert boots	JRS (Note 3)
DPM trousers (Note 3)	Windproof smock		
DPM field jacket (Note 3)	Windproof trousers		
Combat boots (Note 2)	Cam whites (Note 1)		
Gaiters (Note 2 and Note 3)	ECW gaiters		
Gloves (Note 2 and Note 3)	Gloves		

c. Decorations/Medals: None.**Notes:**

1. *As required/ordered.*
2. *Appropriate to environment.*
3. *CS 95.*
4. *Waterproofs may be worn as ordered/required.*

Fig 4A-11a. All Ranks (4)



Fig 4A-11b. All Ranks (4C)



Fig 4A-11c. All Ranks (4D)



Fig 4A-11d. All Ranks (4T)



12. 5 Dress - Working Rigs

- a. **Occasions for Wear:** Job specific working rigs worn at sea and ashore.
- b. **Description:**

All Ranks
Occupational working rigs worn at sea and ashore for specific tasks (eg chefs, divers, aircrews etc)

- c. **Decorations/Medals:** None.

All Ranks

Fig 4A-12a. Aircrew



Fig 4A-12b. Chef



Fig 4A-12c. Vehicle Mechanic



13. 1AW Dress - Full Dress White "Parade Stones"**a. Occasions for Wear:**

- (1) When receiving HM The Queen, other crowned heads or heads of state.
- (2) When receiving royalty unless ordered to the contrary by the relevant CinC.
- (3) Full ceremonial state events as ordered.
- (4) Inspections by Flag Officers.
- (5) Funerals, courts martial, parades and other appropriate ceremonial events.

b. Description:

Band & General Officers (Note 1)	Other Officers (Note 7)	WOs, SNCOs, Corporals and Marines	Band Personnel
Cap	Wolseley pattern helmet / Cap /Beret (Note 4)	Wolseley pattern helmet / Cap /Beret (Note 4)	Wolseley pattern helmet
White tunic	Stone jacket	Stone jacket	White tunic
Overalls	Stone trousers	Stone trousers	Blue trousers
Black socks	Officer pattern boots	Army pattern boots	Black socks
Wellington boots	Anodised rank badges / "RM"s	Anodised "RM"s	Boots RM band
Spurs	Stone socks	Stone socks	
Crimson sash (Note 2)	Gloves (Note 5)	Gloves (Note 5)	
Sword (Note 3)	Lanyards (Note 6)	Lanyards (Note 6)	
	Sam Browne	Sam Browne/belt/sash	
	Sword (Note 3)	Frog and bayonet	
		Sword/rifle (Note 3)	

c. Decorations/Medals:

- (1) Collar and/or broad Riband.
- (2) Up to 4 stars of orders.
- (3) Up to 3 neck decorations.
- (4) Medals.

Notes:

1. *Certain overseas Defence Attaches, Band Officers and General Officers with their Military Assistants/Aides-de-Camp, as required, in exceptional circumstances.*
2. *Sam Browne as an alternative.*
3. *As required.*

4. *Helmet if ordered. Beret with anodised badge.*
5. *White, or brown cape for officers (only when armed).*
6. *Blue Officer pattern for Officers and WO1s, plus unit lanyard.*
7. *Entitled Officers should wear 1BW Dress if appropriate.*

Fig 4A-13a. Band and General Officers



Fig 4A-13b. Other Officers



Fig 4A-13c. WOs, SNCOs and Marines



Fig 4A-13d. Band Personnel



14. 1BW Dress - Formal Dress White “Parade Stones”**a. Occasions for Wear:**

- (1) Inspections by Flag Officers.
- (2) Ceremonial exchange visits as an alternative to 1A dress.
- (3) Funerals.
- (4) Other occasions as ordered.

b. Description:

Officers	WOs and SNCOs	Corporals and Marines
Cap/Wolseley pattern helmet (Note 1)	As for 1AW Dress	As for 1AW Dress
Prestige suit or 1AW Dress		
Long sleeved stone shirt (Note 2)		
Light khaki braided tie (Note 2)		
Anodised rank/"RM"s		
Lanyards		
Sam Browne		
Officer pattern boots		
Sword and gloves (Note 3)		

c. Decorations/Medals:

- (1) Up to 2 stars of orders.
- (2) 1 neck decoration.
- (3) Medals.

Notes:

1. *As ordered/appropriate.*
2. *Worn only with Prestige Suit (issued to certain Officers in overseas appointments).*
3. *As required.*

Fig 4A-14a. Officers



Fig 4A-14b. WOs and SNCOs



Fig 4A-14c. Corporals and Marines



15. 1CW Dress - Formal Dress White "Stones"**a. Occasions for Wear:**

- (1) Memorial Services unless ordered to the contrary by the convening authority.
- (2) Occasions of duty or minor ceremonial.

b. Description:

Officers	WOs, SNCOs and NCOs	Corporals and Marines
Beret/Cap (See Note)	Beret/Cap	Beret/Cap
Stone jacket	Stone jacket	Stone jacket
Stone trousers	Stone trousers	Stone trousers
Stone socks	Stone socks	Stone socks
Stone belt	Stone belt	Stone belt
Anodised rank/"RM"s	Anodised "RM"s	Anodised "RM"s
Lanyards	Lanyard	Lanyard
Officer pattern shoes	Black shoes	Black shoes

c. Decorations/Medals: Medal ribbons.

Note. Beret with anodised badge. Band personnel wear caps.

Fig 4A-15a. Officers



Fig 4A-15b. WOs and SNCOs



Fig 4A-15c. Corporals and Marines



16. 2AW Dress - Formal Evening Dress White “Tropical Mess Dress”**a. Occasions for Wear:**

- (1) Official or public balls, dinners and evening receptions of a formal nature.
- (2) Full ceremonial evening events.

b. Description:

Lt Colonels and Above	Other Officers	WOs and SNCOs	Corporals and Marines
Cap/Side hat (Note 2)	Cap/Side hat (Note 2)	As for 3AW Dress	As for 3AW Dress
White mess jacket	White mess jacket	(WOs/SNCOs may wear Tropical Mess Dress optionally)	
White mess waistcoat	White mess waistcoat		
Stiff fronted shirt	White Marcella shirt		
Wing collar (Note 3)	Blue mess trousers (Note 4)		
Black bow tie	Black bow tie		
Overalls	Black socks		
Black socks	Wellington/Officer pattern Boots/Black shoes		
Wellington boots			
Spurs			

c. Decorations/Medals:

- (1) Broad riband.
- (2) Up to 4 stars of orders.
- (3) One neck decoration.
- (4) Miniature medals.

Notes:

1. *The civilian equivalent is Evening Dress with medals and decorations as above.*
2. *Side hat is optional for Officers.*
3. *Stiff fronted shirt and wing collar is obligatory for Royal Equerries/Aides-de-Camp, Principal Staff Officers/Aides-de-Camp to Senior Officers, Service Attaches and Advisors.*
4. *Adjutants, Equerries, Military Assistants, Aides-de-Camp and Flag Lieutenants wear overalls, wellington boots and spurs.*

Fig 4A-16a. Lt Colonels and Above



Fig 4A-16b. Other Officers




Fig 4A-16c. WOs and SNCOs



Fig 4A-16d. Corporals and Marines



17. 2BW Dress - Formal Evening Undress White "Tropical Mess Undress"**a. Occasions For Wear:**

- (1) Dinner when 2A dress is not appropriate.
- (2) Evening dances and entertainments.

b. Description:

Officers	WOs and SNCOs	Corporals and Marines
As for 2AW Dress for other officers but with red cummerbund instead of white waistcoat	As for 2AW Dress	As for 3AW Dress

c. Decorations/Medals:

- (1) Up to 2 stars of orders.
- (2) One neck decoration.
- (3) Miniature medals.

Note. *Civilian equivalent is black tie with medals and decorations as above.*

Fig 4A-17a. Officers




Fig 4A-17b. WOs and SNCOs



Fig 4A-17c. Corporals and Marines



18. 2CW Dress - Informal Evening Dress White "Red Sea Rig"

- a. **Occasions for Wear:** Informal evening uniform in ships and establishments.
- b. **Description:**

Officers	WOs and SNCOs	Corporals and Marines
As for 2C Dress	As for 3AW Dress	As for 3AW Dress

- c. **Decorations/Medals:** None.

Fig 4A-18a. Officers



Fig 4A-18b. WOs and SNCOs



Fig 4A-18c. Corporals and Marines



19. 3AW Dress - General Duty Dress White "Half Stones"

- a. **Occasions for Wear:** Semi formal day rig worn ashore and afloat.
- b. **Description:**

Officers and WO1s	WO2s and SNCOs	Corporals and Marines
Beret/Cap (Note 1)	Beret/Cap (Note 1)	Beret/Cap (Note 1)
Stone short sleeved shirt	Stone short sleeved shirt	Stone short sleeved shirt
Stone trousers	Stone trousers	Stone trousers
Stone socks	Stone socks	Stone socks
Lanyards	Lanyard	Lanyards
Corps pattern belt	Corps pattern belt	Corps pattern belt
Anodised rank/"RM"s	Anodised "RM"s	Anodised "RM"s
Black shoes (Note 2)	Black shoes (Note 2)	Black shoes (Note 2)

- c. **Decorations/Medals:** None.

Notes:

- Beret with anodised badge. Band personnel wear caps.*
- Desert boots may be worn when issued (certain drafts/appointments only).*

Fig 4A-19a. Officers and WO1s



Fig 4A-19b. WO2s and SNCOs



Fig 4A-19c. Corporals and Marines



20. 3BW Dress - General Duty Dress White “Tropical Training Rig”

- a. **Occasions For Wear:** Informal day rig worn ashore and afloat.
- b. **Description:**

Officers	WO and SNCOs	Corporals and Marines
Beret/Cap (Note 1)	Beret/Cap (Note 1)	Beret/Cap (Note 1)
Stone short sleeved shirt	Stone short sleeved shirt	Stone short sleeved shirt
Stone shorts	Stone shorts	Stone shorts
Stone socks	Stone socks	Stone socks
Black shoes/desert boots (Note 1)	Black shoes/desert boots (Note 2)	Black shoes/desert boots (Note 2)
Corps pattern belt	Corps pattern belt	Corps pattern belt
Anodised rank/"RM"s	Anodised "RM"s	Anodised "RM"s

- c. **Decorations/Medals:** None.

Notes:

- Beret with anodised badge. Band personnel wear caps.*
- Desert boots may be worn if issued for certain drafts/appointments.*

Fig 4A-20a. Officers



Fig 4A-20b. WOs and SNCOs



Fig 4A-20c. Corporals and Marines



21. 3CW Dress - General Duty Dress White “Tropical Working Rig” (Yet to be authorised and introduced)

- a. **Occasions for Wear:** Informal daily working rig ashore and afloat
- b. **Description:**

All Ranks
As for 4T. (New Dress yet to be authorised.)
Beret (Note 1)
General Service shirt (Note 2)
Black on green rank slides (Note 3)
Green Shorts
Belt
Boat Shoes (Note 4)

- c. **Decorations/Medals:** None.

Notes:

1. *Beret with bronze badge.*
2. *Green T Shirt may be worn when ordered (not for Officers).*
3. *Rank worn with t-shirt should be on a green cloth wrist strap.*
4. *Desert boots may be worn with combat socks if appropriate.*

WO1 / WO2 RM WEARING OF SWORD

Occasions for wear: As per RM Dress table



Fig 4A-21a.

Fig 4A-21b.



ANNEX 4B

RM OFFICERS OUTFIT SCALES

1. SCALE 1 - RM Officers Entered for General Service

a. Entitlement to Scale:

(1) The uniform outfit shown at [sub para b](#) is to be issued to all Officers including SO(LE) on first entry.

(2) Officers who resume full RM Service, or return on FTRS, after a break of more than 4 years are entitled to free issue of uniform in accordance with [sub para b](#).

(3) Officers who resume full RM Service, or return on FTRS, after a break of less than 4 years are to be reimbursed in accordance with JSP 754.

b. Basic Outfit:

(1) *Items provided by means of cash grant:*

	Scale	Notes
Boots, ankle, black	1 pr	
Cap, plastic, RM Officers	1	
Tie, Khaki, light braided	1	
Luggage allowance		
Cash grant paid automatically by Unit HR Cell on receipt of OAL. Grants and allowances scale 128 refers		

(2) *Items provided by contract arrangement:*

	Scale	Notes
Blue serge uniform suit (tunic and trousers)	1	
Lovat suit (tunic and trousers)	1	
Scarlet mess jacket	1	
Blue mess waistcoat	1	
Blue mess trousers	1 pr	

(3) *Items issued from Service stocks:*

	Scale	Notes
Bag, daysack, black	1	
Bag, travelling	1	
Belt, waist, Corps pattern	1	
Beret, green, RM	1	1
Braces	1 pr	

	Scale	Notes
Buckle, anodised, 2 prong	1	
Buckle, Bronze, 2 prong	1	
Buttons, Corps, anodised, 2.54 cms size (blue tunic)	4	
Buttons, Corps, anodised, 1.90 cms size (blue tunic)	10	
Buttons, Corps, bronze, 2.54 cms size (lovat tunic)	4	
Buttons, Corps, bronze, 1.90 cms size (lovat tunic)	10	
Buttons, Lion and Crown, gilt, 1.90 cms size (mess jacket)	4	
Buttons, Lion and Crown, gilt, 1.27 cms size (mess jacket)	4	
Cummerbund, scarlet	1	
Gloves, brown cape	1 pr	
Holdall	1	
Jacket, lovat, foul weather	1	11
Jersey, wool, heavy, olive	1	2
Knife, clasp	1	
Knife, fork and spoon set	1	
Lanyard, blue (officers)	1	
Lanyard, AP	1	
Letters, 'RM' anodised	1 pr	
Letters, 'RM bronze	1 pr	
Mug	1	
Shirt, evening, collar-attached	2	
Shirt, stone, long sleeve	2	
Shirt, stone, short sleeve	3	
Shirt, white, double cuff	2	
Shirt, white, short sleeve	2	
Shoes, black leather, with toe-cap	1 pr	
Shoes, fitness	1 pr	
Shoes, training, indoor	1 pr	
Socks, black	3 prs	
Socks, combat, black	6 prs	
Tie, black	1	
Tie, evening, double ended	1	
Trousers, lovat, barrack dress	1 pr	10
Waist hooks, bronze	1 pr	
Waist hooks, black	1 pr	
Badges		
Globe and Laurel silver/anodised small (collar badge)	1 pr	
Globe and Laurel silver/anodised large (cap/beret)	2	
Lion and Crown anodised (cap/beret)	2	

	Scale	Notes
Globe and Laurel silver/anodised miniature (for mess jacket)	1 pr	
Globe and Laurel bronze small (collar badge)	1 pr	
Globe and Laurel bronze (for beret-combat dress)	1	
Lion and Crown (for beret-combat dress)	1	
Stars, rank anodised 1.59 cms (for raincoat and blue tunic)	4	
Stars, rank bronze 1.59 cms (for lovat tunic)	4	
Stars, rank anodised 0.95 cms (for mess jacket)	4	
Sliders		
<i>Shoulder Rank Badges</i>		
Black on green (for heavy wool jerseys and combat shirts)	4	
DPM (for combat jackets)	2	
Flashes		
Royal Marines Commando, red on blue for heavy wool jerseys	1 pr	1
Royal Marines Band Service, red on blue for heavy wool jerseys	1 pr	3
Royal Marines Commando, Black on green for DPM garments	5 prs	

c. **Additional Items for Certain Officers:**

(1) *Young officers on first joining Officers Training Wing, Lympstone:*

	Scale	Notes
Beret, blue, RM	2	4
Boots, Army pattern (AP)	1 pr	5
Face veil	1	5
Jersey, wool, heavy, olive	1	5
Laces (for boots AP)	1 set	5
Shorts, PT, blue	2 prs	5
Socks, gortex	1	5
Vests, cotton, gym, blue	2	5

(2) *Officers of the rank of Lt Colonel appointed as Equerries, MAs, ADCs and Flag Lieutenants or Major. (Items provided by means of a cash grant):*

	Scale	Notes
Overalls	1 pr	
Wellington boots	1 pr	
Spurs	1 pr	
Cash grant paid automatically by Unit HR Cell on receipt of OAL. Grants and allowances scale 135 refers		

(3) *RM Adjutants on first appointment. (Items provided by means of a cash grant):*

	Scale	Notes
Overalls	1 pr	
Wellington boots	1 pr	
Spurs	1 pr	
Cash grant paid automatically by Unit HR Cell on receipt of OAL. Grants and allowances scale 133 refer		

(4) *Officers appointed to Royal Navy Students Presentation Team, Area Careers Liaison Officers and as Ethnic Minority Liaison Officers. (Items provided by contract arrangement):*

	Scale	Notes
Lovat suit (tunic and trousers)	1	

d. **Tropical Outfit. (Issued on first occasion of need):**

(1) *Items provided special contract:*

	Scale	Notes
Jacket, mess, white (Made-to-measure)	2	
Waistcoats, mess white (Made-to-measure)	2	
Tunic, white, cloth (Made-to-measure)	2	6
Trousers, white (Made-to-measure)	2	6
Shoes, white	1 pr	6

(2) *Items issued from Service stocks:*

	Scale	Notes
Badge: Globe and laurel, anodised: sm (collar badge)	1 pr	
Badge: Globe and laurel, silver/anodised miniature (for mess jacket)	1 pr	
Buttons, Corps, anodised: 2.54 cms size (stone jacket)	4	
Buttons, Corps, anodised: 1.90 cms size (stone jacket)	6	
Buttons, Lion and Crown, gilt: 1.90 cms size (white mess jacket)	4	
Buttons, Lion and Crown, gilt: 1.27 cms size (white mess coat)	4	
Stars, rank, anodised: 1.59 cms size (stone jacket)	1 set	
Stars, rank, anodised: 1.27 cms size (white mess jacket)	1 set	
Buckle, anodised, 2 prong	1	
Waist hooks, brass	1 pr	
Trousers, stone	2 prs	
Jacket, stone	2	

e. **Additional Items for Certain Officers:**(1) *Officers serving in detachments afloat:*

	Scale	Notes
Shorts, tropical stone	2 prs	
Stockings, stone	2 prs	
Shirt, AWD	3	
Trousers, AWD	2	

(2) *Officers serving with Naval Party 1002, Diego Garcia:*

	Scale	Notes
Shirts, stone, short sleeve	4	
Shoes, boat	1 pr	
Shorts, stone	6 prs	
Stockings, stone	2 prs	
Boots, desert	2 prs	

(3) *Officers serving in prestige posts appointed by CGRM:*

	Scale	Notes
Trousers, stone (white prestige)	1 pr	7
Tunic, stone (white prestige)	1	7

(4) *General Officers - Ceremonial accoutrements for No 1 Dress:*

	Scale	Notes
Gold Shoulder cords	1 pr	
Waist sash, crimson and gold	1	
Dress sword with metal scabbard	1	
Gloves, white, wash leather	1 pr	
Sword knot, crimson and gold	1	
Swords slings, gold	2	

(5) *Band - Officers No 1 Dress:*

	Scale	Notes
Gloves, white, wash-leather	1 pr	
Frock-coat, blue with stand-up collar	1	
Waist sash, crimson and gold	1	
Tunic cloth, blue with stand up collar	1	
Cape, cloth, blue	1	

	Scale	Notes
Sword with metal scabbard	1	
Sword knot, gold	1	
Sword slings, gold	2	

f. **Personal Loan Items:**

	Scale	Notes
Bag, linen	1	
Belt, green, waist	1	
Bergen liner medium	1	
Bivvy poles	1	
Cap cold weather	1	
Boots, combat, assault	2 prs	
Combat 95 to scale	1 set	8
Disc, identity, stainless steel (with 8 de of bead chain and 2 connectors)	2	
Drawers, cold weather	2 prs	
Gun fenders (peltor)	1 pr	
Helmet, combat	1	
Helmet, cover	1	
Insoles for boots, combat, assault	2 prs	
Liner for ECW Trousers	1 pr	
Respirator, S10 (complete with haversack spare canister and w/bottle cap)	1	
Sam Browne belt, right brace and frog	1 set	
Towels, hand, green	2	
Vest, cold weather	2	

Notes:

1. Issued when qualified (except Band Officers).
2. Only one JWH to be maintained after initial training.
3. Issued to Band Officers.
4. Green beret to be maintained in lieu when qualified.
5. Not required to be maintained after initial training.
6. Band Officers only. Other Officers serving in prestige appointments are to have approval from RMSTO Navy Command HQ.
7. RMSTO Navy Command HQ will advise supply procedure.

8. CS95 – comprising of:

CS95 jacket	Qty 2
CS95 shirt	Qty 3
CS95 trousers	Qty 3
Shirt, field, cw (Norwegian)	Qty 2
Shirt, 'T' olive	Qty 2
Glove, contact	Qty 1 pr
Glove, CS95	Qty 1 pr
CS95 gaiters	Qty 1 pr
Gortex outer jacket	Qty 1
Gortex outer trousers	Qty 1
Fleece	Qty 1

9. *Retired Officers who ceased active service more than four years before taking up their RO appointment, are entitled to a gratuitous issue of uniform. Due to the variety of RMs uniforms RM ROs required to wear uniform are to obtain a list of required items of dress from their employing authority and submit to RMSTO Navy Command HQ for approval.*

10. *Barrack dress trousers, not from suit. Personnel serving within NCHQ, Staff College (Course Instructors and Students), HQ Staff as directed by Unit Commanding Officers and Drill Instructors who wear Lovats within the working environment are entitled to an additional pair of Lovat Trousers.*

11. *Issued as a gratuitous issue to all RM Band members, personnel serving within NCHQ, Staff College (Course Instructors and Students), HQ Staff as directed by Unit Commanding Officers and Drill Instructors who wear Lovats within the working environment.*

2. SCALE 2 - RMR Officers

a. **Entitlement to Scale:** The uniform outfit shown at [sub para b](#) is to be issued to all Officers on first entry.

b. **Basic Outfit:**

(1) *Items provided by means of cash grant:*

	Scale	Notes
Cap, plastic, RM Officers	1	
Blue serge uniform suit (tunic and trousers)	1	
Boots, Angle, Black	1	
Tie, Khaki	1	
Cash grant paid automatically by Unit HR Cell on receipt of OAL. Grants and allowances scale 305 refer.		

(2) *Items issued from Service stocks:*

	Scale	Notes
Badge: Globe and Laurel, silver/anodised, lge (cap/beret)	1 pr	
Badge: Globe and Laurel, silver/anodised, sm (collar badge)	2	
Badge: Lion and Crown, anodised (cap/beret)	1	
Badge: Globe and Laurel, bronze (beret-combat dress)	1	
Badge: Lion and Crown (beret - combat dress)	1	
Stars, rank anodised 1.59 cms (blue tunic)	4	
Stars, rank bronze 1.29 cms (lovat tunic)	4	
Slide: Shoulder rank badges:		
Slide: Black on green (jersey h/w and shirt)	4	
Slide: DPM (combat jacket)	2	
Flashes: Royal Marines Commando, red on blue (jersey h/w)	1 pr	1
Flashes: Royal Marines Commando, black on green (DPM)	1 pr	1
Belt, waist, Corp pattern	1	
Beret, blue, RM	1	2
Braces	1 pr	
Clasp, knife	1	
Gloves, brown, cape	1 pr	
Jersey, Olive H/W	1	
Lanyard, blue (officers)	1	
Lanyard, AP	1	
Letters, "RM"	1 pr	
Mug	1	

	Scale	Notes
Shirts, stone, long sleeve	2	
Shirts, stone, short sleeve	3	
Shirts white, double-cuff	2	
Shoes black leather, with toe-cap	1 pr	
Shorts, blue	1 pr	
Shoes, fitness	1 pr	
Socks black	2 prs	
Socks combat, olive drab	3 prs	
Tie black	1	
Trousers, lovat barrack dress	1 pr	
Vest, blue, gym	2	

c. **Personal Loan Items:**

	Scale	Notes
Belt, waist, green	1	
Boots, combat, assault	1 pr	
Bergen liner medium & large	1	
Bivvy poles	1	
Cap cold weather	1	
C95 to scale	1 set	3
Disc identity	2	
Drawers, cold weather	2	
Gun fenders (peltor)	1	
Insoles, for boots, combat assault	1 pr	
Liner, for combat jacket	1	
Sam Browne belt, right brace and frog	1 set	
Towels, hand, green	2	

Notes:

1. Issued when qualified.
2. Green beret to be maintained in lieu when qualified
3. C95 – comprising of:

C95 jacket	Qty 2	Glove, CS95	Qty 1 pr
C95 shirt	Qty 3	C95 gaiters	Qty 1 pr
C95 trousers	Qty 3	Gortex outer jacket	Qty 1
Shirt, field, cw (Norwegian)	Qty 2	Gortex outer trousers	Qty 1
Shirt, 'T' olive	Qty 2	Fleece	Qty 1
Glove, contact	Qty 1 pr		

4. RMR Officers undertaking FTRS are entitled to a gratuitous issue of those item that make up the shortfall between Scales 2 and 1. Gratuitous items will be made on first appointment only.

3. SCALE 3 - RMR Officers - Additional Items Required on Transferring to the Regular Corps on a Special Short Service Commission

- a. **No Cash Grant.**
- b. **Items issued from Service stocks:**

	Scale	Notes
Bag, travelling	1	
Belt, waist, Corps pattern	1	
Cummerbund, scarlet	1	
Flashes, Royal Marines Commando, black on green (DPM)	5 pr	1
Holdall	1	
Knife, fork and spoon set	1	
Jersey, H/W Olive	1	
Lanyard, coloured (when required)	1	
Letters 'RM', bronze	1 pr	
Letters 'RM' anodised	1 pr	
Socks, black	1 pr	
Socks, combat, black	3 prs	
Whistle	1	

- c. **Personal Loan Items:**

	Scale	Notes
Boots, combat, assault	1 pr	
Combat 95 to scale	1 set	2
Headover	1	
Helmet, combat	1	
Helmet, cover	1	
Insoles for boot, combat assault	1	
Respirator, S10	1	
Vest, cold weather	2	

Notes:Notes:

- For CS95
- CS95 – comprising of:

CS95 jacket	Qty 2	Glove, CS95	Qty 1 pr
CS95 shirt	Qty 3	CS95 gaiters	Qty 1 pr
CS95 trousers	Qty 3	Gortex outer jacket	Qty 1
Shirt, field, cw (Norwegian)	Qty 2	Gortex outer trousers	Qty 1
Shirt, 'T' olive	Qty 2	Fleece	Qty 1
Glove, contact	Qty 1 pr		

4. SCALE 4 - RMR Officers - Officers Uniform to be Returned on Early Discharge

- a. Officers discharged within the first six months of service are to return all clothing issued in accordance with BRd 81 Chapter 4 Annex 4B [Para 1](#) Scale 1.
- b. Officers discharged after six months but with less than four years service are to return all items in [sub para d](#).
- c. Officers discharged with more than 4 years service are to return all items on Personal Loan and their General Service Respirator.
- d. **Item:**

	Scale	Notes
Respirator, haversack and canister	1	
Blue	1	
Lovat Suit	1	
Jacket, Mess, scarlet,	1	
Waistcoat, Mess, blue	1	
Cap, plastic officers	1	
Bag, travelling	1	
Waistcoat, white	2	1
Jacket, Mess, white	2	1
Jersey, H/W Green	1	
Luggage		2
All items held on Personal Loan as detailed in Kit record Book.		

Notes:

1. Only if issued with Tropical Clothing.
2. Officers are required to refund the cash grant that is paid for the purchase of suitable luggage, unless they can provide the appropriate receipts for luggage bought. Officers, who are unable to provide a receipt, may submit an application for waiver to NP Sec (T), BRNC or CTCRM as appropriate. Each case will be dealt on its merits. JSP 754.

ANNEX 4C

RM WOs, NCOs AND OTHER RANKS KIT SCALES

1. SCALE 1 - RM WOs, NCOs and Men Compulsory Kit Scales (Except Buglers And Band Ranks)

a. Basic Outfit. Items Issued From Service Stocks:

	Scale	Notes
Badge: Globe and Laurel, anodised, lge (collar badge)	1 pr	
Badge: OR's, anodised (cap/beret)	2	
Badge: Globe and Laurel, bronze, sm (collar badge)	1 pr	
Badge: OR's, bronze (beret-combat dress)	1	
Letters: 'RM' anodised	1 pr	
Letters: 'RM' bronze	2 pr	
Bag, daysack, black	1	
Bag, linen, brown	1	
Bag travelling	1	
Belt, waist, Corps pattern	1	
Beret, blue, RM	2	1
Boots, ankle, army pattern (AP)	1 pr	
Braces	1 pr	
Cap, plastic, RM	1	
Flashes: Royal Marines Commando, red on blue (jersey h/w)	1 pr	1
Flashes: Royal Marines Commando, black on green (DPM5)	5 pr	1
Gloves cotton, white	1 pr	
Holdall	1	
Jacket, lovat, foul weather	1	9
Jersey, olive, H/W	1	
Knife, clasp	1	
Knife, fork and spoon set	1	
Lanyard, army pattern	1	
Mug	1	
Pillow slips, cotton	2	
Sheets, white	3	
Shirts, stone, long sleeve	2	
Shirt, stone, short sleeve	3	
Shoes, black, leather, DMS	1 pr	
Shoes fitness	1 pr	
Socks, combat black	5 prs	
Suit, Lovat (tunic and trousers)	1	
Tie, worsted, braid, drab	1	

	Scale	Notes
Trousers, blue, serge No 1 Dress RM	1 pr	
Trousers, lovat (barrack dress)	1	8
Tunic blue, serge No 1 Dress RM	1	

b. **Additional Items for New Entrants. Items Issued from Service Sources:**

	Scale	Notes
Face veil	2	2
JWH	1	2
Sheet	1	2
Shoes, training, indoor	1 pr	2
Shorts, PT, blue	2 prs	2
Socks, gortex	1	2
Vest, blue	2	2

c. **Additional Items for Certain Ranks:**

(1) *Ranks in Detachments Afloat:*

(a) *Items issued from Service sources:*

	Scale	Notes
Jacket WP	1	
Shirt, AWD	3	3
Trousers, AWD	2 prs	3

(b) *Items provided on personal loan:*

	Scale	Notes
Helmet, white, Wolseley pattern	1	
Ball ornament, GM	1	
Front, plate	1	
Chain, chin, GM	1	
Boots, DMS	1 pr	

(c) *Ranks in Commando Units:*

	Scale	Notes
Lanyard, coloured	1	

(2) *Chefs (issued immediately before qualifying course)-(items issued from Service stocks):*

	Scale	Notes
Jacket, food handlers	6	
Neckerchief	6	
Trousers, food handlers	4 prs	
Apron, food handlers	6	
Cap, food handlers	4	
Boots, DMS	1 pr	

(3) *Tradesmen (VMs, ARM, MM)-(items provided on personal loan):*

	Scale	Notes
Coveralls, green	5 prs	
Boots, DMS	1 pr	

(4) *Drivers-(items on personal loan):*

	Scale	Notes
Coveralls, green	2	
Boots, DMS	1 pr	

(5) *Mountain Leaders-(items on personal loan):*

	Scale	Notes
Tracksuit	1	

(6) *Physical Training Instructors - (items issued from Service stocks):*

	Scale	Notes
Tracksuit	2	
Shorts, white	3	
Socks, white	5	
Trousers, gym	2	
Waist, belt	1	
Vest, gym	5	
Indoor top, white,	2	
Sweatshirt, grey	2	
Shoe, fitness training	2	
Training shoe, indoor	2	6
Track suit, gortex, blue	1	

d. **Additional Items Issued on Promotion:**(1) *Sergeant:*

	Scale	Notes
Sash, worsted, scarlet	1	

(2) *Warrant Officer 1:*(a) *Items provided by means of a cash grant:*

	Scale	Notes
Tunic, blue No 1 Dress, officers' pattern material with stand-up collar	1	
Boots, officers pattern	1 pr	
Cap, plastic, officers pattern	1	

(b) *Items provided from Service sources:*

	Scale	Notes
Badge, beret, anodised, officer's pattern	1	
Badge, cap, officer's pattern	1	
Badge, collar, anodised and silver	2	
Lanyard, blue, officers' pattern	1	
Shoes, black leather with toe caps, officers pattern	1 pr	

(3) *Warrant Officer 2-(items provided from Service sources):*

	Scale	Notes
Badge, split anodised (for cap & beret)	2	
Badge, split bronze (for beret)	1	
Gloves, brown, cape	1 pr	

e. **Tropical Outfit (issued on first occasion of need):**

	Scale	Notes
Buttons, anodised, large	4	
Buttons, anodised, small	6	
Jacket, stone	2	
Trousers, stone	2	
Rings, split	10	
Waist hooks, brass	1 pr	

Additional items for certain ranks (Ranks in detachment afloat)

	Scale	Notes
Shorts, stone	2 prs	
Stockings, stone	2 prs	
Shoes Boat	1 pr	

f. **Personal Loan Items (all ranks):**

	Scale	Notes
Bag, kit, seaman's (large)	1	
Bag, kit, universal (small)	1	
Belt sword, brown leather	1	5
Belt, waist, green	1	
Boots, combat, assault	2 prs	
Bergan Liner, medium & large	1	
Bivvy poles	1	
Cap cold weather	1	
Combat 95	1 set	6
Disc, identity	2	
Drawers, cold weather	1 pr	
Gun fenders (peltor)	1	
Helmet, combat	1	
Helmet cover	1	
Insoles for boots, combat assault	2 prs	
Plastic Equipment:		
Belt, waist, white	1	3
Locket union	1	3
Respirator, S10 (canister, haversack, w/bottle cap)	1	
Sam Browne Belt, right brace and frog	1 set	7
Towels, hand, green	2	
TRS ECW liner	1 pr	
Vest, cold weather	2	

Notes:

1. *Only when qualified Beret Blue replaced with Beret Green.*
2. *Not required to be maintained after initial training.*
3. *Not Warrant Officers.*
4. *Local purchase only, further information available from SO Policy HMS TEMARAIRE.*

5. *WO2 and Provost Sergeant only.*

6. *CS95 – comprising of:*

<i>CS95 jacket</i>	<i>Qty 2</i>	<i>CS95 shirt</i>	<i>Qty 3</i>
<i>CS95 trousers</i>	<i>Qty 3</i>	<i>Shirt, field, cw (Norwegian)</i>	<i>Qty 2</i>
<i>Shirt, 'T' olive</i>	<i>Qty 2</i>	<i>Glove, contact</i>	<i>Qty 1 pr</i>
<i>Glove, CS95</i>	<i>Qty 1 pr</i>	<i>CS95 gaitors</i>	<i>Qty 1 pr</i>
<i>Gortex outer jacket</i>	<i>Qty 1</i>	<i>Gortex outer trousers</i>	<i>Qty 1</i>
<i>Fleece</i>	<i>Qty 1</i>		

7. *WO(1) only.*

8. *Barrack dress trousers, not from suit. Personnel serving within NCHQ, Staff College (Course Instructors and Students), HQ Staff as directed by Unit Commanding Officers and Drill Instructors who wear Lovats within the working environment are entitled to an additional pair of Lovat Trousers.*

9. *Issued as a gratuitous issue to all RM Band members, personnel serving within NCHQ, Staff College (Course Instructors and Students), HQ Staff as directed by Unit Commanding Officers and Drill Instructors who wear Lovats within the working environment.*

2. SCALE 2 - Bandsmen

a. Basic Outfit (items issued from Service sources):

	Buglers	Band Ranks	Notes
Gloves, cotton, white	3 pr	1 pr	1
Holdall	1	1	
Jacket, lovat, foul weather	1	1	19
Jersey, wool, heavy	2	2	
Knife clasp	1	1	
Knife, fork and spoon set	1	1	
Lanyard, army pattern	1	1	
Mug	1	1	
Pillow slips	2	2	
Sheets, white	3	3	
Shirts, GS	2	2	
Shirts, stone, long sleeve	2	2	
Shirts, stone, short sleeve	5	5	
Shirts, white	2	2	
Shoes, black leather DMS	1 pr	1 pr	
Socks, combat, olive drab	5 prs	5 prs	
Shoes, fitness	1 pr	1 pr	
Shoes, training, indoor	1 pr	1 pr	
Trousers, lovat (barrack dress)	2 prs	2 prs	
Trousers, blue, No 1 Dress RM	2 prs	-	
Trousers, blue, No 1 Dress RM Band	-	2 prs	
Tunic blue, No 1 Dress RM	1	1	
Whistle	1	1	
Bag, linen, brown	1	1	
Bag, travelling	1	1	
Belt, waist, Corps pattern	1	1	
Beret, blue	1	1	
Boots, RM, band	1 pr	1 pr	
Braces	1 pr	1 pr	
Cap, plastic, RM	2	2	
Badges			
Globe and Laurel, silver/anodised, sm (collar badge)	2	2	
Globe and Laurel, silver/anodised lge (cap/beret)	2	2	
Globe and Laurel, bronze, sm (collar badge)	2	2	
Globe and Laurel, bronze, (beret-combat dress)	1	1	

	Buglers	Band Ranks	Notes
Letters			
RM anodised	1 pr	1 pr	
RM bronze	2 pr	2 pr	
Flashes			
Royal Marines Band Service, red on blue (jersey h/w)	1 p	1 pr	2
Royal Marines, Band Service, black on green	5 pr	5 pr	2

b. Additional Items for New Entrants:

(1) *Items provided from Service sources:*

	Buglers	Band Ranks	Notes
Jersey, sports	2	2	
Stockings, blue or white	2 prs	2 prs	
Shorts, PT, blue	2 prs	2 prs	
Vests, gym, RCT	2	2	3

(2) *To be provided by the individual:*

	Buglers	Band Ranks	Notes
Brush, clothes	1	1	
Brush, shoe cleaning	1	1	
Brush, shoe polishing	1	1	
Sewing kit	1	1	
Scissors	1 pr	1 pr	
Towels, hand	2	2	

c. Additional Items for Certain Ranks (RM Band PORTSMOUTH):

	Buglers	Band Ranks	Notes
Divisional tunic	-	1	4
Cap, plastic	-	1	5

d. Additional Items Issued on Promotion (Sergeant):

	Buglers	Band Ranks	Notes
Sash, worsted, scarlet	1	1	

e. Tropical Clothing:

(1) *Items provided from Service sources:*

	Buglers	Band Ranks	Notes
Tunic, white, ceremonial	2	2	6
Shirt, white, short sleeve	2	2	6
Trousers, white	2	2	6
Shoes, white, tropical	1 pr	1 pr	6

(2) *Additional items for certain ranks (Buglers and Band Service Afloat):*

	Buglers	Band Ranks	Notes
Shoes, boat	1 pr	1 pr	
Shorts, stone	2 prs	2 prs	
Stockings, stone	2 prs	2 prs	

f. **Personal Loan Items (all ranks):**

	Buglers	Band Ranks	Notes
Bag, kit, Seaman's (large)	1	1	
Bag, kit, universal (small)	1	1	
Boots, combat, assault	2 prs	2 prs	
Disc, identity	2	2	
Drawers, cold weather	1 pr	1 pr	
Insoles for boots, combat assault	2	2	
Combat 95	1 set	1 set	
Respirator, S10	1	1	
Towels, hand, green	2	2	
Plastic equipment (white):			
Belt waist	1	1	7
Belt, cross band		1	7
Pouch, music, band		1	7
Device for pouch		1	7
Carriage, drum	1	1	1
Plastic equipment (white):			
Belt, sword, brown leather	1	1	8
Cape, cloth, band	1	1	9
Cover, protective	1	1	
Trousers, blue, RM band No 1	1	1	
Tunic cloth, yellow-braided (below Band Sergeant)	1	1	10
Tunic cloth, gold braided (Band Sergeant and above)	1	1	11
Tunic cloth, gold-braided (Drum major pattern)	1		12
Overalls, blue (officer's pattern)	1 pr		12
Wellington boots (officer's pattern)	1 pr		12

	Buglers	Band Ranks	Notes
Dress cord, royal, worsted (other than Bugle Major)	1	-	13
Aprons leg, white RM Band	3	3	1
Aprons, leg, cushioned (green and red)	1	1	1
Bugle	1	-	14
Drum, side, complete	1		14
Drum case for sticks drum	1		14
Collar badge (embroidered), gold on scarlet	2	2	11
Collar badge (embroidered), yellow on scarlet	2	2	10
Rank badge (chevrons) gold on scarlet	1 set	1 set	15
Globe and laurel arm badge gold on blue	1	1	16
Royal Arms, gold on blue	1	1	17
Lyre in wreath crown above, gold on blue	-	1	18
Branch badge, gold on blue for Buglers	1	-	
Helmet, white, Wolseley pattern	1	1	
Ball ornament	1	1	
Front, plate, GM	1	1	
Chain, chin, GM	1	1	

Notes:

1. *Buglers and Percussionist only.*
2. *Only when qualified.*
3. *Not required to be maintained after initial training.*
4. *To be ordered by special measure through RM Poole Clothing Store. RNLPO to authorise.*
5. *For wear with the Royal Cypher.*
6. *Tropical Uniform to be issued during third term of initial training.*
7. *Band Corporals and below only.*
8. *WO2 Bandmaster, Drum and Bugle Majors only.*
9. *Cloth band cape issued to Band ranks and Buglers only on becoming sufficiently trained to take their place in a band for ceremonial.*
10. *Band Sergeant and below only.*
11. *Band Sergeant and above only.*
12. *Drum Majors only.*
13. *Not Bugle Majors.*

14. *Percussionist and Buglers only.*

15. *Sergeant and below only.*

16. *Colour Sergeant only.*

17. *WO 1 only.*

18. *WO 2 Bandmaster only.*

19. *Issued as a gratuitous issue to all RM Band members, personnel serving within NCHQ, Staff College (Course Instructors and Students), HQ Staff as directed by Unit Commanding Officers and Drill Instructors who wear Lovats within the working environment.*

3. SCALE 3 – Female Ranks

a. Basic Kit:

(1) *Items provided by means of a hosiery allowance:*

	Buglers	Band Ranks	Notes
Tights, brown	12 prs	12 prs	

(2) *Items provided by contract:*

	Buglers	Band Ranks	Notes
Skirt, lovat (barrack dress)	1	1	
Trousers, blue, No 1 dress, RM	2 prs	-	
Trousers, blue, No 1 dress, RM band	-	2 prs	
Tunic, blue, No 1 dress, RM	1	1	1
Tunic, cloth, yellow braided (below Band Sergeant)	1	1	9
Tunic, cloth, gold braided (Band Sergeant and above)	1	1	10
Tunic, blue, gold braided (Drum Major pattern)	1		11

(3) *Items provided from Service sources:*

	Buglers	Band Ranks	Notes
Bag, linen, brown	1	1	
Bag, travelling	1	1	
Belt, waist, Corps pattern	1	1	
Beret, blue (RM)	1	1	
Boots, RM Band	1 pr	1 pr	
Braces	1 pr	1 pr	
Defenders, ear	1 pr	1 pr	
Gloves, cotton, white	3 pr	1 pr	13
Holdall	1	1	
Jacket, lovat, foul weather	1	1	21
Jersey, olive H/W	2	2	
Knife, clasp	1	1	
Knife, fork and spoon set	1 set	1 set	
Lanyard Army pattern	1	1	
Mug	1	1	
Pillow slips	2	2	
Sheets, white	3	3	
Shirts, stone, short sleeve	5	5	
Shirt, white, long sleeve	2	2	
Shoes, black leather, DMS	1 pr	1 pr	4
Shoes, fitness	1 pr	1 pr	

	Buglers	Band Ranks	Notes
Shoes, training, indoor	1 pr	1 pr	
Socks, combat, GS, olive drab	5 prs	5 prs	
Whistle	1	1	
Badges			
Cap, plastic, female musicians	2	2	
Shirt, stone, long sleeve	2	2	
Trousers lovat (barrack dress)	2 pr	2 pr	
Globe and Laurel, silver/anodised, sm (collar badge)	2	2	
Globe and Laurel, silver/anodised lge (cap/beret)	2	2	
Globe and Laurel, bronze, sm (collar badge)	2	2	
Globe and Laurel, bronze, (beret-combat dress)	1	1	
Letters			
RM anodised	1 pr	1 pr	
RM bronze	2 pr	2 pr	
Flashes			
Royal Marines Band Service red on blue (jersey h/w)	1 pr	1 pr	19
Royal Marines Band Service black on green	5 pr	5 pr	19

(4) *To be provided by the individual:*

	Buglers	Band Ranks	Notes
Brush, clothes	1	1	
Brush, shoe cleaning	1	1	
Brush, shoe polishing	1	1	
Sewing kit	1	1	
Nightwear	2	2	
Panties	3 prs	3 prs	
Scissors	1 pr	1 pr	
Towels, hand	2	2	

b. **Additional Items for New Entrants (items provided by Service sources):**

	Buglers	Band Ranks	Notes
Jersey, sports	2	2	
Stockings, blue or white	2 prs	2 prs	
Shoes, gymnasium	1 pr	1 pr	
Shorts, PT, blue	2 prs	2 prs	18
Vests, gym, RCT	2	2	18

c. **Additional Items for Certain Ranks (RM Band PORTSMOUTH):**

	Buglers	Band Ranks	Notes
Divisional Tunic	-	1	2
Cap, plastic	-	1	3

d. **Additional Items on Promotion (Sergeant):**

	Buglers	Band Ranks	Notes
Sash, worsted, scarlet	1	1	

e. **Tropical Clothing (initial issue, on first occasion of need, scale to be maintained):**(1) *Items to be provided by contract:*

	Buglers	Band Ranks	Notes
Tunic, white, ceremonial	2	2	4
Shirt, white, short sleeve	2	2	4
Trousers, white	2	2	4
Shoes, white, tropical	1 pr	1 pr	4

(2) *Additional items for certain ranks (Buglers and Band Ranks afloat):*

	Buglers	Band Ranks	Notes
Shoes, boat	2 pr	2 pr	
Shorts, stone	2 prs	2 prs	
Stockings, stone	2 prs	2 prs	

f. **Personal Loan Items subject to periodic Re-issue:**

	Buglers	Band Ranks	Notes
Bag, kit, Seaman's (large)	1	1	
Bag, kit, universal (small)	1	1	
Belt, waist, green	1	1	
Boots, combat, assault	2 prs	2 prs	
Disc, identity	2	2	
Drawers, cold weather	1 pr	1 pr	
Insoles for boots, combat assault	2	2	
Combat 95	1 set	1 set	20
Respirator S10	1	1	
Towels, hand, green	2	2	
Plastic, equipment (white):			
Belt, waist	1	1	5

	Buglers	Band Ranks	Notes
Belt, cross band-		1	5
Pouch, music, band		1	5
Device for pouch		1	5
Carriage, drum	1		6
Belt, sword, brown leather	1	1	7
Cape, cloth, band	1	1	8
Cover, protective	1	1	
Trousers, blue, RM band No 1	1	1	
Overalls, blue (officers pattern)	1 pr		11
Wellington boots (officers pattern)	1 pr		11
Dress, cord, royal worsted	1	-	11
Aprons, leg, white, RM band	3	3	6
Aprons, leg, cushioned (green and red)	1	1	6
Bugle	1		13
Drum, side, complete	1		13
Drum, case for sticks, drum	1	-	13
Collar badges, embroidered gold on scarlet	2	2	10
Collar badges, embroidered yellow on scarlet	2	2	9
Rank badges (chevrons) gold on scarlet	1 set	1 set	14
Globe and Laurel arm badge gold on blue	1	1	15
Royal Arms, gold on blue	1	1	16
Lyre in wreath, crown above, gold on blue	-	1	17
Branch blue gold on blue for buglers	1	-	
Helmet, white, wolsely pattern	1	1	
Ball ornament, GM	1	1	
Front plate, GM	1	1	
Chain, chin, GM	1	1	

Notes:

1. *Orchestral concert/dance band dress.*
2. *To be ordered by special measure through RM Poole Clothing Store.*
3. *For wear with the Royal Cypher.*
4. *Tropical uniform to be issued during final term of initial training.*
5. *Band corporals and below only.*
6. *Buglers and percussionists only.*
7. *W02 Bandmaster, Drum and Bugle Majors only.*

8. *Cloth band cape issued to Band ranks and Buglers only on becoming sufficiently trained to take their place in a band for ceremonial.*
9. *Band Sergeant and below only.*
10. *Band Sergeant and above only.*
11. *Drum Majors only.*
12. *Not Bugle Majors.*
13. *Percussionists and buglers only.*
14. *Sergeant and below only.*
15. *Colour Sergeant only.*
16. *W01 only.*
17. *WO2 Bandmaster only.*
18. *Not required to be maintained after initial training.*
19. *Only when qualified).*
20. *CS95 - comprising of:*

<i>CS95 jacket</i>	<i>Qty 2</i>
<i>CS95 shirt</i>	<i>Qty 3</i>
<i>CS95 trousers</i>	<i>Qty 3</i>
<i>Shirt, field, cw (Norwegian)</i>	<i>Qty 2</i>
<i>Shirt, 'T' olive</i>	<i>Qty 2</i>
<i>Glove, contact</i>	<i>Qty 1 pr</i>
<i>Glove, CS95</i>	<i>Qty 1 pr</i>
<i>CS95 gaitors</i>	<i>Qty 1 pr</i>
<i>Gortex outer jacket</i>	<i>Qty 1</i>
<i>Gortex outer trousers</i>	<i>Qty 1</i>
<i>Fleece</i>	<i>Qty 1</i>

21. *Issued as a gratuitous issue to all RM Band members, personnel serving within NCHQ, Staff College (Course Instructors and Students), HQ Staff as directed by Unit Commanding Officers and Drill Instructors who wear Lovats within the working environment.*

4. SCALE 4 - Home Retention Scale of Kit for Male RM RFR Personnel

The Home Retention Scale of Kit listed below is to be retained on discharge from active service by RM WOs, NCOs with a Reserve liability.

Item	Scale
Respirator and haversack	1
Badges G&L/L&C, bronze (as appropriate)	1 of each
Badges, rank, slides, on green	2 sets
Bag travelling	1
Belt, waist, Corps pattern	1
Belt, waist, green	1
Beret, green	1
Boots, combat, assault	1 pr
C95 Shirt	2
C95 Trousers	2
C95 Field Jacket	1
C95 Rank Slides	(as appropriate)
Disc, identity	2
Jersey, H/W olive	1
Kit, record, book	1
Kit bag, universal	1
Knife, fork and spoon	1 set
Mug, green	1
Shoes, fitness training	1 pr
Towel, hand, green	1

5. SCALE 5 - Home Retention Scale of Kit for Female RM RFR Personnel

The Home Retention Scale of Kit listed below is to be retained on discharge from active service by female RM WOs, NCOs Musicians and Buglers with a Reserve liability.

Female Warrant Officers, NCOs, Musicians and Buglers

Item	Scale
Beret, blue	1
Badges, G&L/L&C, bronze (as appropriate)	1 of each
Badges, rank slides, black on green	2 prs
Belt, waist, Corps, pattern	1
Belt, waist, green	1
Boots, combat, assault	1 pr
Boots, combat, assault, insoles	2
Defenders, ear	1 pr
Disc, identity, stainless steel c/w chain and connectors	2
Jersey, wool, heavy	1
Kit record book	1
Kitbag, universal	1
Knife, fork and spoon	1 set
Mug, green	1
Shoes, fitness, training	1 pr
Skirt, lovat, barrack dress	1
Socks, GS, olive drab	2 prs
Towel, hand, green	1

6. SCALE 6 - Royal Marines/RM Band - Scale of Uniform to be Taken to Military Corrective Training Centre

a. Items Available from Service Sources:

	Scale	Notes
Badge, beret, anodised	1	
Badge, beret, bronze	1	
Badge, bronze letter, 'RM'	2	
Badge, collar, bronze	2	
Bag, kit, seaman's	1	
Beret green or blue	1	
Belt, Corps, pattern	1	
Belt, waist, white and locket union	1	
Boots, combat, assault	1 pr	
Boots, ankle, Army pattern	1 pr	
Cap, plastic, RM	1	
Combat, 95	1 set	See Note
Jersey, wool, heavy	2	
Respirator, complete with haversack and canister	1	
Shirt, short sleeve, stone	2	
Shirt, long sleeve, stone	2	
Shoes, black, leather, DMS	1 pr	
Shoes, PT	1 pr	
Socks, GS	4 prs	
Suit, lovat (tunic and trousers)	1	
Tie, worsted, braid, drab	1	
Towel, hand, green	2	
Trousers, lovat, barrack dress	1 pr	

b. Items to be Provided by the Individual:

	Scale	Notes
Brush, clothes	1	
Brush, hair	1	
Brush, shoe, cleaning	1	
Brush, shoe, polishing	1	
Cloth, face	1	
Comb	1	
Dusters	2	
Razors (disposable) (male personnel)	1 pkt	
Shampoo (unopened)	1	

	Scale	Notes
Shoe polish (unopened)	1	
Soap	3 bars	
Toothpaste	1	
Toothbrush	1	
Twisters/elastics	4	
Underwear	5	
Washing powder (unopened)	1	

c. **Female Personnel:**

	Scale	Notes
Bun, nets and grips (long hair)	-	
Sanitary Towels	-	
Tights	-	

Note. CS95 – comprising of:

<i>CS95 jacket</i>	<i>Qty 2</i>
<i>CS95 shirt</i>	<i>Qty 3</i>
<i>CS95 trousers</i>	<i>Qty 3</i>
<i>Shirt, field, CW (Norwegian)</i>	<i>Qty 2</i>
<i>Shirt, 'T' olive</i>	<i>Qty 2</i>
<i>Glove, contact</i>	<i>Qty 1 pr</i>
<i>Glove, CS95</i>	<i>Qty 1 pr</i>
<i>CS95 gaiters</i>	<i>Qty 1 pr</i>
<i>Gortex outer jacket</i>	<i>Qty 1</i>
<i>Gortex outer trousers</i>	<i>Qty 1</i>
<i>Fleece</i>	<i>Qty 1</i>

7. SCALE 7 - Naval Careers Service Male RM/RM Band Service RFR Careers Adviser (CA)

a. Items Provided by Contract:

	Scale	Replacement Rates	Notes
Badge, breast, Naval Careers Service	2	As required	1
Trousers, blue, No 1 Dress RM (including Buglers)	1	Nil	4
Trousers, blue, No 1 Dress RM Band (Band Ranks)	1	Nil	4
Tunic, blue, No 1 Dress RM	1	Nil	4

b. Items Issued from Service Sources:

	Scale	Replacement Rates	Notes
Badge, Anodised (for cap and beret)	2	As required	
Badge, Anodised, collar (for blue tunic)	2	As required	
Anodised, letters 'RM'	2	As required	
Bronze, letters 'RM', collar (for lovat tunic)	2	As required	
Bronze, letters 'RM'	4	As required	
Belt, waist, Corps pattern	1	As required	
Beret, green (except RM Band Service)	1	As required	
Cap, plastic, officers	1	As required	6
Cap, plastic, RM	1	As required	7
Flashes, shoulder (for jersey, wool, heavy, olive)	2	As required	
Gloves, brown, cape	1 pr	As required	8
Gloves, cotton, white	1 pr	As required	9
Jersey, wool, heavy, olive	1	As required	
Lanyard, blue, officers' pattern	1	As required	6
Shirt, mans, stone, long sleeve	4	As required	
Shirt, mans, stone, short sleeve	4	As required	
Shoes, black leather, DMS	1 pr	As required	7
Shoes, black leather, with toe caps, officers' pattern	1 pr	As required	6
Socks, combat GS, olive drab	2 prs	As required	
Socks, black, officers	2 prs	As required	
Suit, lovat (tunic, trousers and belt with bronze buckle) inc ex RM Band	1	Every 5 years	4
Tie, worsted, braid, drab	2	As required	7
Tie, khaki, light braided	2	As required	6
Trousers, lovat (barrack dress)	2	1 every year	4

Notes:

1. *These items are to be issued on initial entry into the Naval Careers Service in addition to the Home Retention Scale of kit retained on discharge from active service in accordance with Scale 4.*
2. *Consistent with [Para 0409](#), a CA2 is entitled on advancement to CA1 to a gratuitous initial issue, if not previously received, of 2 ties, khaki, light braided together with the additional W01 items laid down in [Para 1d sub para \(2\)](#) of Scale 1 in Annex 4C, and W01 badges in accordance with the scales laid down in [Section 1](#) of Annex 4D.*
3. *The Naval Careers Service beast badges, (one with pin fastener and one with magnetic fastener), to be provided by Director of Naval Recruiting contract.*
4. *These items may be exchanged for new items, if necessary, at the intervals specified or earlier if there is sufficient evidence that respectable wear or damage is due to Service reasons beyond the owner's control.*
5. *A CA3 is entitled on advancement to CA2 to a gratuitous initial issue, if not previously received, of Colour Sergeant badges in accordance with the scales laid down in [Section 1](#) of Annex 4D.*
6. *Issued only to CA1s and those CA2s and CA3s wearing the rank of W01.*
7. *Not issued to CA1s and those CA2s and CA3s wearing the rank of W01.*
8. *Issued only to CA1s and those CA2s and CA3s wearing the rank of W01 or W02.*
9. *Issued only to CA2s and CA3s wearing the rank of Colour Sergeant or Sergeant.*
10. *CS95 – comprising of:*

<i>CS95 jacket</i>	<i>Qty 2</i>
<i>CS95 shirt</i>	<i>Qty 3</i>
<i>CS95 trousers</i>	<i>Qty 3</i>
<i>Shirt, field, cw (Norwegian)</i>	<i>Qty 2</i>
<i>Shirt, 'T' olive</i>	<i>Qty 2</i>
<i>Glove, contact</i>	<i>Qty 1 pr</i>
<i>Glove, CS95</i>	<i>Qty 1 pr</i>
<i>CS95 gaiters</i>	<i>Qty 1 pr</i>
<i>Gortex outer jacket</i>	<i>Qty 1</i>
<i>Gortex outer trousers</i>	<i>Qty 1</i>
<i>Fleece</i>	<i>Qty 1</i>

8. SCALE 8 - Naval Careers Service Female RM Band Service RFR Careers Adviser (CA)**a. Items Provided by Contract:**

	Scale	Replacement Dates	Notes
Badge, breast, Naval Careers Service	2	As required	3
Cap, plastic, female musicians	2	As required	3
Shirt, stone, long sleeve	4	As required	
Skirt, lovat (barrack dress)	1	Every 2 years	4
Trousers, lovat (barrack dress)	1	Every 2 years	4
Trousers, blue, No 1 Dress RM (Buglers)	1	Nil	4
Trousers, blue, No 1 Dress RM Band (Musicians)	1	Nil	4
Tunic, blue, No 1 Dress RM	1	Nil	4

b. Items Issued from Service Sources:

	Scale	Replacement Dates	Notes
Badge, Anodised (for cap)	2	As required	
Badge, Anodised, collar (for blue tunic)	2	As required	
Anodised, letters 'RM'	2	As required	
Bronze, letters 'RM' collar (for lovat tunic)	2	As required	
Bronze, letters 'RM'	4	As required	
Belt, waist, Corps pattern	1	As required	
Flashes, shoulder (for jersey, wool, heavy, olive)	2	As required	
Jersey, wool, heavy, olive	1	As required	
Lanyard, blue, officers' pattern	1	As required	6
Shirt, stone, short sleeve	4	As required	
Shoes, black leather, DMS	1 pr	As required	7
Shoes, black leather, non-slip soles, officers' pattern	1 pr	As required	6 and 8
Slides, shoulder, white on lovat rank badge	1 pr	As required	
Socks, combat GS, olive drab	2 prs	As required	
Socks, thin, black	2 prs	As required	
Tie, khaki, light braided	2	As required	7
Tie, worsted, braid, drab	2	As required	8

Notes:

1. These items are to be issued on initial entry into the Naval Careers Service in addition to the Home Retention Scale of kit retained on discharge from active service in accordance with [Para 5 Scale 5](#).

2. Consistent with [Para 0409](#), a CA2 is entitled on advancement to CA1 to a gratuitous initial issue, if not previously received, of 2 ties, khaki, light braided together with the additional W01 items laid down in [Para 1d sub para \(2\)](#) of Scale 1 in Annex 4C, and W01 badges in accordance with the scales laid down in [Section 1](#) of Annex 4D.
3. The Naval Careers Service best badges, (one with pin fastener and one with magnetic fastener), to be provided by Captain Naval Recruiting contract.
4. These items may be exchanged for new items, if necessary, at the intervals specified or earlier if there is sufficient evidence that respectable wear or damage is due to Service reasons beyond the owner's control.
5. A CA3 is entitled on advancement to CA2 to a gratuitous initial issue, if not previously received, of Colour Sergeant badges in accordance with the scales laid down in [Section 1](#) of Annex 4D.
6. Issued only to CA1s and those CA2s and CA3s wearing the rank of W01.
7. Not issued to CA1s and those CA2s and CA3s wearing the rank of W01.
8. As issued to females in the Royal Navy.

9. SCALE 9 - RM Ranks Uniform to be Returned on Early Discharge

- a. Ranks discharged within the first six months of service are to return all clothing issued in accordance with BRd 81 Chapter 4 [Annex 4C](#) Scales 1, 2 and 3.
- b. Ranks discharged after six months but with less than four years service are to return all items in [sub para d](#).
- c. Ranks discharged with more than 4 years service are to return all items on personal Loan and their Respirator.
- d. **Items:**

	Scale	Notes
Respirator and haversack	1	
Bag, travelling	1	
Beret, green/blue	1	
Cap, plastic, RM	1	
Tunic, white	2	See Note
Trousers, white, PV	2	See Note
Jersey H/W, olive	1	
Lovat Uniform	1	
Trousers, blue, No 1 Dress	1	
Tunic, blue, No 1 Dress	1	
Trousers, lovat	1	
Pillow slip	2	
Sheets ratings	3	
Shoes, black leather, DMS	1	
Boots Army Pattern	1	
All items held on Personal Loan as detailed in Kit Record Book.		

Note. *Band Ranks only.*

ANNEX 4D

RM BADGES AND INSIGNIA

SECTION 1 - BRANCH SPECIALIST QUALIFICATIONS, SKILL AND SPECIAL BADGES

1. Gratuitous Issue Of Badges

a. On Entry (all ranks):

Item	Scale
Cap/beret badge	2 anodised (for cap and beret)
	1 bronze (for beret with combat dress)
Collar badge	2 anodised (for blue tunic)
	2 bronze (for lovat tunic)
Letters RM	2 anodised (for blue, white and stone tunics, stone shirts and greatcoat)
	4 bronze (for lovat tunic and stone shirt 3A Dress)

b. On Promotion:

(1) *Lance Corporal, Corporal, Sergeant:*

Item	Scale
Rank badge (chevrons)	1 set gold on scarlet (for blue tunic)
	1 set gold on green (for lovat tunic)
	3 sets white on khaki drill (for stone shirts)
	2 black on green (for JWH)

(2) *Colour Sergeant:*

Item	Scale
Globe and laurel arm badge	1 gold on blue (for blue tunic)
Crown for addition to chevrons	1 gold on green (for lovat tunic)
	3 white on khaki drill (for stone-coloured shirts)
	2 black on green (for JWH)
Complete badge (crown and chevrons)	1 pr white on lovat (for raincoat) Band Ranks only

(3) W01, W02, W02 (*Bandmaster*):

Item	Scale
Rank badges	1 gold on blue (for blue tunic)
Royal Arms	1 gold on green (for lovat tunic)
Crown in Wreath	1 pr white on lovat (for raincoat) Band Ranks only
	2 black on green (for JWH)
	1 anodised (for shirt-sleeve orders)
Cap badge (divided pattern - W01 to have Officers' pattern)	2 anodised (for cap and beret)
	1 bronze (for beret with combat dress)
Wrist strap, leather	1 (if not already issued)

c. **Additional Issues to Ranks Provided with Combat Dress:**

Item	Scale
NCOs - Rank badge	C95 Rank Slide (for C95 and windproof smocks)
WOs - Rank badge	C95 Rank Slide (for C95 and windproof smocks)
King's badge	1 gold on blue (for blue tunic)
	1 gold on green (for lovat tunic)
	1 gold on scarlet (for mess jacket)
	2 black on green (for JWH)
	3 khaki drill (for stone shirts)
Prince's badge	1 silver on blue (for blue tunic)
	1 silver on green (for lovat tunic)
	1 gold on scarlet (for mess jacket)
	2 black on green (for JWH)
	3 khaki drill (for stone shirts)
Commandant General's Shooting Badge	1 gold on blue (for blue tunic)
	1 yellow thread on green (for lovat tunic)
Parachutist badge	1 gold on blue (for blue tunic)
	1 gold on green (for lovat tunic)
	3 light blue on khaki drill (for stone shirts)
	2 light blue on green (for JWH)
	5 BOD (for C95)
Pilot and Observer badges	2 gold/silver on blue (for blue and lovat tunics)
	3 light blue/gold on blue (for stone shirts)
Air Gunner badge	5 light blue/gold on blue (for blue, lovat tunics and stone shirts)

Item	Scale
Army Parachute Jump Instructor badge (APJI)	1 scarlet on gold (for mess dress)
	2 gold on blue (for blue and lovat tunics)
	3 light blue on khaki drill (for stone shirts)
	4 light blue on green (for JWH)

d. **Additional Issues to Cook Ranks (Colour Sergeant and below):**

Item	Scale
Rank badge	4 sets scarlet on white to ranks afloat
	6 sets to ranks ashore for wear on jackets food handlers issued on individual loan.

e. **Additional Issues to Band and Bugler Ranks (On Appointment to Staff Bands - All Ranks):**

Item	Scale
Special Cap/badge	2 anodised or gilt
Royal Cypher EIRR/PP	1 anodised or gilt
Royal Cypher EIRR/PP with crown	2 anodised or gilt
Royal Cypher GVR	1 anodised or gilt
Royal Band Badge	1 gold on blue
	1 gold on green
	5 blue on white
	2 red on blue
	PORTSMOUTH Band only
	PORTSMOUTH BAND only. (Subject to formal approval and introduction)

f. **On Appointment:**

(1) *Drum Major and Bugle Major:*

Item	Scale
Rank badge	1 set gold on scarlet chevrons (for blue tunic)
	1 gold on blue drum/bugle (for blue tunic)
	1 set gold on green chevrons (for lovat tunic)
	1 gold on green drum/bugle (for lovat tunic)
	1 pr white on lovat (for raincoat)
	1 anodised (for shirt sleeve orders)
Cap badge (divided pattern)	2 anodised
	1 bronze
Wrist strap, leather (if not already issued)	1

(2) *Provost Sergeant:*

Item	Scale
Rank badge	1 set gold on scarlet chevrons (for blue tunic)

(3) *WO2s only:*

Item	Scale
Rank badge	1 set gold on green chevrons (for lovat tunic)
	1 pr white on lovat (for raincoat) Band Ranks only
	4 black on green (for JWH and GS shirts)

(4) *Colour Sergeant, Sergeant and WOs2:*

Item	Scale
Wrist strap, leather (if not already issued)	1

g. **On Qualifying for Branch, Specialist Qualification, Skill or Special Badge:**

Item	Scale
Royal Marines Commando flash	4 red on blue (for JWH)
	8 black on green (for Combats)
Royal Marines Band Service flash	4 red on blue (for JWH)
3 Commando Brigade Dagger	4 red on black (for Combats)
Band Service and Bugler Branch badges	3 gold on blue (for blue, ceremonial and white tunic (Portsmouth Band only))
	2 black on green (for JWH)
<i>Other Branch Badges</i>	
Telecommunications Technician and Tradesmen	1 gold on blue
Specialist Qualification and Skill badges	1 gold on blue
	2 scarlet on white (for PTI vest, sweater)

h. **On Award of Good Conduct Badge - Marines, Musicians and Buglers:**

Item	Scale
Good Conduct badges (Sets of 1, 2 or 3 chevrons as appropriate)	1 set gold on scarlet (for blue tunic)

i. **Additional Issues to Ranks Provided with Tropical Clothing:**

(1) *All entitled ranks:*

Item	Scale
King's badge	2 khaki on khaki drill (for stone jackets)
Prince's badge	2 khaki on khaki drill (for stone jackets)
	1 scarlet on white (for white tunic, Band Service)
Parachutist and APJI badges	2 light blue on khaki drill
Pilot, Observer and Air Gunner badges	2 light blue/gold on blue
Good Conduct badge (sets of 1, 2 or 3 chevrons as appropriate)	2 set white on khaki drill

(2) *Band and Bugler ranks:*

Item	Scale
Branch badge	2 khaki on khaki drill

(3) *Colour Sergeant and below:*

Item	Scale
Rank badge (chevrons)	2 sets white on khaki drill
	1 set gold on scarlet chevrons, gold on blue badges (for white tunic, Band Service)

(4) *Warrant Officers:*

Item	Scale
Rank badge	2 sets white on khaki drill
	2 sets gold on scarlet
	1 gold on blue (for white tunic, Band Service)

(5) *On appointment (Drum Major, Bugle Major):*

Item	Scale
Rank badge	3 sets gold on scarlet chevrons for stone tunic
	3 gold on blue drum or bugle (for white tunic, Band Service)

(6) *Ranks serving in the RM Band Portsmouth - On issue of white tunic (if entitled):*

Item	Scale
Rank badges	1 set gold on blue
Prince's badge	1 silver on blue
Good Conduct badges (sets of 1, 2 or 3 chevrons as appropriate)	1 set gold on blue

SECTION 2 - WO, NON COMMISSIONED OFFICERS RANK BADGES

2. WO, Non-Commissioned Officers Rank Badges

Rank	Badge	How Worn
WO1	Royal Arms	Bottom point of badge 8mm above point of slash on tunic sleeve or cuff on greatcoat. Bottom point of badge 100mm above bottom of sleeve on jersey, wool, heavy, and combat jackets
WO2	Crown in laurel wreath	As above
WO2 (Bandmaster)	Lyre in laurel wreath, surmounted by crown (Note 1)	As above
WO2 (Bugler)/Bugle Major	Four chevrons, placed individually	Inner angle of lowest chevron 8mm above point. Point upwards, with bugle of slash on tunic or cuff on greatcoat. Inner angle of lowest chevron 100mm above bottom sleeve on jersey, wool, heavy and combat jackets
Drum Major	Four chevrons, placed individually, point upwards, with drum (Note 2)	As above
Provost Sergeant	Three chevrons, point upwards	As above (Note 3)
Colour Sergeant	Three chevrons, point downwards, surmounted by a crown	Bottom point of lowest chevron 8mm above cuff surmounted by a crown (Note 4) on greatcoat, 17cm below shoulder seams on jerseys, heavy, wool and 27cm below shoulder seam on all other garments.
Sergeant	Three chevrons, point downwards	As above
Corporal	Two chevrons, point downwards	As above
Lance Corporal	One chevron, point downwards	As above

Notes:

1. On greatcoat and wrist strap the WO2 crown in laurel wreath is worn.
2. On jersey, wool, heavy and combat garments the general duties rank badges are worn by WOs.
3. In all shirt sleeve dresses this badge and those above are worn on a wrist strap.
4. On blue uniform - three chevrons, point downwards, surmounted by a globe on crossed flags having a crown above and a fouled anchor below and surrounded by a laurel wreath.

SECTION 3 - BRANCH, SPECIALIST QUALIFICATION, SKILL AND SPECIAL BADGES

3. Branch Badges

Category	Badge	How Worn
Branch Badges		WOs do not wear branch badges.
		Colour Sergeants - right arm, 8mm above point of slash.
		Other NCOs - fitted right arm, above the chevrons, as close as possible into the 'V'. Marines, Musicians and Buglers - right arm, 6in below shoulder seam.
Telecommunications Technician	Circle with three lightning flashes each side	
Other Tradesmen	Crossed hammer and pincers	
RM Band	Lyre with oak leaves below	
Bugler	Embroidered drum	

4. S Q Badges

Category	Badge	How Worn
SQ Badges		WOs do not wear SQ badges. Colour Sergeants - right arm, 8mm above point of slash.
		Other NCOs with Instructor or 1st class SQ badge - right arm, above the chevrons, fitted well into the 'V' (Lower end of crossed guns, etc to be 8mm above backcloth of chevron).
		PT Instructor's badge also worn central on chest of PT vest and sweater.
		Other NCOs and Marines - left arm, 8mm above point of slash.
		Note. Not more than one SQ badge is to be worn.
Cook/Caterer	Letter K in wreath	
Assault Engineer	Letters AE in wreath	
Clerk	Letter C in wreath	
Drill and Platoon Weapons	Crossed rifles	
Driver	Steering wheel	
Heavy Weapons	Letters HW in wreath	
Landing Craft	Letters LC in wreath	
Mountain Leader	Letters ML in wreath	

Category	Badge	How Worn
Physical Training	Crossed clubs	
Provost	Letters MP in wreath	
Signaller	Crossed flags	
Store Accountant	Letters SA in wreath	
Swimmer Canoeist	Letters SC in wreath	

5. Skill Badges

Category	Badge	How Worn
Skill Badges		Left arm, 8mm above point of slash unless an SQ badge is worn in this position, in which case the skill badge is worn 8mm above the SQ badge.
Marksman	Crossed rifles	
Sniper	Crossed rifles with letter S	

6. Special Badges

Category	Badge	How Worn
Special Badges		The same badge as for officers worn in the same position, (8mm above top row of medal ribbons or 8mm above left breast pocket if no medal ribbon worn).
Pilot Unit Light Aircraft	The RN Pilots' Badge - wings extended, laurel wreath & anchor in middle surmounted by a lion and crown	
Observer Unit Light Aircraft	Single wing of silver embroidery lifted to the right and attached to a gold 'O' surmounted by a crown	
Air Gunner Unit Light Aircraft	As for Observer but attached to a gold 'G';	
Parachutist Army	Parachute with wings	Right arm, 64mm below shoulder seam
Parachute Jump Instructor	Parachute with wings. Letters APJI in wreath below.	
King's Badge	Royal cypher 'GVR' in a laurel wreath	Left arm, 51mm below shoulder seam.
Prince's Badge	Royal cypher 'PP' in a lyre surmounted by a coronet	
Section Leader's Diamond shooting Badge	Scarlet diamond on brassard	Left arm, 51mm below shoulder seam, on all uniforms. Worn by recruits under training appointed Section Leaders.

Category	Badge	How Worn
Commandant General's shooting Badge	Crossed SA 80 rifles with RM VIII below the device	Lower left sleeve in lieu of marksman's badge by serving and past members (1986 onwards) of RM Bisley Shooting Team.
RM Commando	Embroidered flash, lettered 'ROYAL MARINES COMMANDO', red on blue/ black on green	Both arms, just below shoulder seams.
RM Band	Embroidered flash, lettered red on blue. 'ROYAL MARINES BAND SERVICE', red on blue	
Royal Band seams	Embroidered flash, in colours	Right arm, 13 mm below shoulder

ANNEX 4E

ILLUSTRATIONS OF ROYAL MARINE BADGES OF RANK & OTHER INSIGNIA

1. Badges and Distinction Marks of Rank

a. Royal Marine Officers:

Cap/Beret Badges

Fig 4E-1a. General Officer



Fig 4E-1b. Brigadiers and Colonels



Fig 4E-1c. All Other Officers (Divided Badge) (Anodised or Bronze)



Cap/Peaks

Fig 4E-2a. General Officers



Fig 4E-2b. Brigadiers and Colonels, Lt Colonel and Major



Helmet Badge

Fig 4E-3. Gilded Metal



Buttons (Anodised and Bronze)

Fig 4E-4a. General Officers (used on Gorget Patches)



Fig 4E-4b. Brigadiers and Colonels (used on Gorget Patches)



Fig 4E-4c. Chin Strap (Cap)



Fig 4E-4d. Corps Button - All Ranks



Collar Badge

Fig 4E-5. Gilded Metal



Gorget Patches

Fig 4E-6a. General Officers





Fig 4E-6b. Brigadiers and Colonels



Shoulder Straps - Mess Jackets

Fig 4E-7a. General Officers



Fig 4E-7b. Brigadiers and Colonels



Officers Rank Badges

Fig 4E-8a.
General



Fig 4E-8b.
Lieutenant-General



Fig 4E-8c.
Major-General



Fig 4E-8d.
Brigadier



Fig 4E-8e.
Colonel



Fig 4E-8f.
Lieutenant-Colonel



Fig 4E-8g.
Major



Fig 4E-8h.
Captain



Fig 4E-8i.
Lieutenant



Fig 4E-8j.
2nd Lieutenant



b. Warrant Officers, NCOs and Men:

Cap/Beret Badges

Fig 4E-9a.
WO1
(Officers divided badge)



Fig 4E-9b.
WO2
(Divided badge)



Fig 4E-9c.
Ranks
(Composite badge)



Helmet Badge (Gilded metal)

Fig 4E-10.



Collar Badge

Fig 4E-11a.
Warrant Officer 1



Fig 4E-11b.
Warrant Officer 2



Badge of Appointment

Fig 4E-12.
Provost Sergeant



Good Conduct Badges

Fig 4E-13a.
4 Years



Fig 4E-13b.
8 Years



Fig 4E-13c.
12 Years



Rank Badges

Fig 4E-14a.
Warrant Officer 1



Fig 4E-14b.
Warrant Officer 2



Fig 4E-14c.
Colour Sergeant
(for blue dress)



Fig 4E-14d.
Colour Sergeant
(for lovat dress)



Fig 4E-14e.
Sergeant



Fig 4E-14f.
Corporal



Fig 4E-14g.
Lance Corporal



Branch Badges

Fig 4E-15a.
Telecommunication Technician



Fig 4E-15b.
Other Tradesmen



Shoulder Titles (All Ranks)

Fig 4E-16a.
Shoulder Flash



Fig 4E-16b.
Letters (Anodised and
Bronze)



*For Reserve personnel, as above
but letters state RMR.*

Fig 4E-16c.
Commando Dagger Badge



Buttons

Fig 4E-17a.
Chin Strap (Cap)



Fig 4E-17b.
Corps Button (All Ranks)



Armllets

Fig 4E-18a.
RM Provost



Fig 4E-18b.
RM Police



2. Specialist Badges

a. Qualification and Skill:

Fig 4E-19a.
Drill and Platoon
Weapons



Fig 4E-19b.
Driver



Fig 4E-19c.
Signaller



Fig 4E-19d.
Physical training



Fig 4E-19e.
Sniper



Fig 4E-19f.
Marksman



Fig 4E-19g.
CGRM Shooting
Badge



Fig 4E-19h.
HW (see Note 1)



Fig 4E-19i.
1st Class (Crown above)
 (see [Note 2](#))



Fig 4E-19j.
2nd Class (Star above and below)
 (see [Note 2](#))



Fig 4E-19k.
3rd Class (Star above)
 (see [Note 2](#))



Notes:

1. *The letters in wreath denote specialisation:*

AE	Assault Engineer	ML	Mountain Leader
HW	Heavy Weapons	MP	Provost
K	Cook	SC	Swimmer Canoeist
LC	Landing Craft		

2. *Stars and Crowns are included on the basic badge to denote grades within the specialist qualification.*

b. **Qualification and Skill - All Ranks:**

Fig 4E-20a.
Army Parachute jump Instructor

Picture to be supplied

Fig 4E-20b.
Observer Unit Light Aircraft



Fig 4E-20c.
Air Gunner unit Light Aircraft



3. **Naval Careers Service:**

Fig 4E-21. Careers Service Officers and Careers Advisers (see Note)



Note. *Worn centrally above the left breast pocket with the lower edge 3mm above the top seam or medal ribbon(s) when worn immediately above the pocket. If necessary, the badge may be displaced towards the left arm sufficient to prevent concealment by the left lapel. **Not to be worn with medals.***

4. Band Service

Royal Marine Band Service personnel wear the same badges as Officers, Warrant Officers, NCOs and Men with the following exceptions:

**Fig 4E-22.
Cap Badge**



Grenade

**Fig 4E-23a.
Royal Cypher -
Silver**



Worn above
'Grenade' cap
badge and (without
crown) on helmet
plate

**Fig 4E-23b.
Royal Cypher -
Silver**



Worn on helmet
plate

**Fig 4E-24.
Prince of Wales
Plume - CTCRM**



Silver (worn with
anodised cap badge)

**Collar Badge
Fig 4E-25.**



Worn with No 1 dress below
Band Sergeant, only on
ceremonial tunic

**Shoulder Titles
Fig 4E-26.**



**Special Badge
Fig 4E-27.**



Prince's Badge

**Rank Badge
Fig 4E-28.
WO2 Bandmaster**



**Badges of Appointment
Fig 4E-29a.
Drum Major**



**Fig 4E-29b.
Bugle Major**



Branch Badge

Fig 4E-30a.
Band Ranks



Fig 4E-30b.
Bugle



Royal Band

Fig 4E-31.
Ranks serving in Portsmouth Band



ANNEX 4F

SPECIAL BOAT SERVICE

1. 1B Dress - Formal Dress "Parade Lovats"

a. Occasions for Wear:

- (1) When receiving HM The Queen, other crowned heads or heads of state.
- (2) When receiving royalty unless ordered to the contrary by the relevant CinC.
- (3) Full ceremonial state events as ordered.
- (4) Inspections by Flag Officers.
- (5) Funerals, parades and other appropriate ceremonial events.

b. Description:

Officers	WOs and SNCOs	Corporals and Marines
Beret and SBS cloth badge	Beret and SBS cloth badge	Beret and SBS cloth badge
Lovat suit	Lovat suit	Lovat suit
Lanyards (Note 1)	SBS Lanyard	SBS Lanyard
Stone long sleeved shirt	Stone long sleeved shirt	Stone long sleeved shirt
Light khaki braided tie	Khaki drab braided tie (Note 8)	Khaki drab braided tie
Socks combat general service	Socks combat general service	Socks combat general service
Sam Browne (Note 2)	Sam Browne/Sword belt/White belt (Note 4)	White belt (Note 4)
Sword (Note 3)	Sword/rifle (Note 3)	Rifle (Note 3)
Officer pattern boots	Army/Officer pattern boots (Note 5)	Army pattern boots (Note 5)
Brown cape gloves	Gloves (Note 6)	White gloves
SBS Para Wings (Note 9)	Sash (Note 7)	SBS Para Wings (Note 9)
	SBS Para Wings (Note 9)	

c. Decorations/Medals:

- (1) Up to 2 stars of orders.
- (2) 1 neck decoration.
- (3) Medals.

Notes:

1. *Blue officer pattern lanyard on left shoulder, SBS lanyard on the right shoulder.*
2. *Sam Browne always worn with a frog, whether with sword or not.*
3. *Sword/rifles are carried on parade when ordered.*
4. *WO1s wear Sam Browne, WOs2 wear sword belt, badged SNCOs and ORs wear band service white belt and SBS locket union.*
5. *WO2s and below wear Army pattern boots.*
6. *WO2s and above wear brown cape gloves, the remainder wear white gloves.*
7. *WO2s and below wear a scarlet sash.*
8. *WO1s wear light khaki braided tie.*
9. *For badged ranks and Special Forces Communicators.*

Fig 4F-1a. Officers



Fig 4F-1b. WOs and SNCOs



Fig 4F-1c. Corporals and Marines



2. 1B Dress - Semi Formal Dress "Lovats"

- a. **Occasions for Wear.** Occasions of duty or minor ceremonial.
- b. **Description:**

Officers	WOs and SNCOs	Corporals and Marines
Beret and SBS cloth badge	Beret and SBS cloth badge	Beret and SBS cloth badge
Lovat suit	Lovat suit	Lovat suit
Cloth belt	Cloth belt	Cloth belt
Lanyards (Note 1)	SBS Lanyard (Note 2)	SBS Lanyard
Stone long sleeved shirt	Stone long sleeved shirt	Stone long sleeved shirt
Light khaki braided tie	Khaki drab braided tie (Note 3)	Khaki drab braided tie
Socks combat general service	Socks combat general service	Socks combat general service
Officer pattern shoes	Black shoes (Note 4)	Black shoes
SBS Para Wings (Note 6)	Sash (Note 5)	SBS Para Wings (Note 6)
	SBS Para Wings (Note 6)	

- c. **Decorations/Medals:** Negative medals

Notes:

1. *Blue officer pattern lanyard on left shoulder, SBS lanyard on the right shoulder.*
2. *WO1s to wear officer pattern lanyard on left shoulder.*
3. *WO1s wear light khaki braided tie.*
4. *WO1s wear officer pattern shoes.*
5. *WO2s and below wear scarlet sash.*
6. *SBS Para Wings for badged ranks and Special Forces Communicators.*

Fig 4F-2a. Officers



Fig 4F-2b. WOs and SNCOs



Fig 4F-2c. Corporals and Marines



3. 3A Dress - General Duty Dress “Half Lovats”

- a. **Occasions for Wear.** Semi formal day rig worn in camp and for day to day duties.
- b. **Description:**

Officers	WOs and SNCOs	Corporals and Marines
Beret and SBS cloth badge	Beret and SBS cloth badge	Beret and SBS cloth badge
Lovat trousers	Lovat trousers	Lovat trousers
Cloth belt	SBS stable belt (Note 3)	SBS stable belt (Note 3)
Lanyards (Note 1)	SBS lanyard (Note 4)	SBS lanyard (Note 4)
Stone short sleeved shirt	Stone short sleeved shirt	Stone short sleeved shirt
Bronze SBS insignia (Note 2)	Bronze SBS insignia (Note 2)	Bronze SBS insignia (Note 2)
SBS stable belt (Note 3)	Socks combat general service	Socks combat general service
Socks combat general service	Black shoes	Black shoes
Officer pattern shoes	SBS Para Wings (Note 5)	SBS Para Wings (Note 5)
SBS Para Wings (Note 5)		

- c. **Decorations/Medals.** None

Notes:

1. *Blue officer pattern lanyard on left shoulder, SBS lanyard on the right shoulder.*
2. *All badged SBS ranks.*
3. *All badged SBS ranks.*
4. *All personnel serving with SBS.*
5. *SBS Para Wings for badged ranks and Special Forces Communicators.*

Fig 4F-3a. Officers



Fig 4F-3b. WOs and SNCOs



Fig 4F-3c. Corporals and Marines



4. 3D Dress - General Duty Dress "Training Rig"

- a. **Occasions for Wear.** Informal day rig worn in camp and for day to day duties.
- b. **Description:**

Officers	WOs and SNCOs	Corporals and Marines
Beret (Note 1)	Beret (Note 1)	Beret (Note 1)
Combat 95 shirt	Combat 95 shirt	Combat 95 shirt
Rank Slide (Note 4)	Rank Slide (Note 4)	Rank Slide (Note 4)
Combat 95 trousers	Combat 95 trousers	Combat 95 trousers
Bronze cap badge (Note 2)	Bronze cap badge (Note 2)	Bronze cap badge (Note 2)
Green belt (Note 3)	Green belt (Note 3)	Green belt (Note 3)
Socks combat general service	Socks combat general service	Socks combat general service
Boots high leg combat	Boots high leg combat	Boots high leg combat

- c. **Decorations/Medals.** None

Notes:

1. *Officers/WO Split Badge.*
2. *SBS ranks cloth badge.*
3. *SBS ranks Stable Belt.*
4. *Black on Green.*
5. *T-shirt may be worn under CS95 shirt in cold weather.*
6. *Combat jacket/waterproofs may be worn in inclement weather.*

ANNEX 4G

RM BAND DRESS TABLES

1. No 1 Dress - Ceremonial Dress

a. Occasions for Wear:

- (1) When receiving HM The Queen, other crowned heads or heads of state.
- (2) When receiving royalty unless ordered to the contrary by the relevant CinC.
- (3) Full ceremonial state events as ordered.
- (4) Inspections by Flag Officers.
- (5) Funerals, parades and other appropriate ceremonial events.

b. Description:

All Ranks
Wolseley pattern helmet
No 1s Ceremonial Tunic
Cross strap and Pouch
Blues Trousers wide stripe
White plastic belt
Black socks
Boots RM Band

c. Decorations/Medals: Medals.

Fig 4G-1a. No 1s Ceremonial Front View

Fig 4G-1b. No 1s Ceremonial Side View



Fig 4G-1c. No 1s Ceremonial Rear View



2. No 1 Dress - Formal Dress**a. Occasions for Wear:**

- (1) Inspections by Flag Officers.
- (2) Minor ceremonial occasions as an alternative to No1 Ceremonial Dress.
- (3) Other occasions as ordered.

b. Description:

All Ranks
Cap
Ceremonial Tunic
White plastic belt
Blues Trousers wide stripe
Black socks
Black shoes

c. Decorations/Medals: Medals.

Fig 4G-2a. No 1 Dress Front View

Fig 4G-2b. No 1 Dress Side View



Fig 4G-2c. No 1 Dress Rear View



3. 1A Dress - Semi Formal Dress

- a. **Occasions for Wear.** Occasions of duty or minor ceremonial.
- b. **Description:**

All Ranks
Cap
Blues Tunic
Blues cloth belt
Blues Trousers wide stripe
Black socks
Black shoes

- c. **Decorations/Medals.** Medal ribbons.

Fig 4G-3a. No 1A Dress Front View



Fig 4G-3b. No 1A Dress Side View



Fig 4G-3c. No 1A Dress Rear View



4. 3C Dress-General Duty Rig "Half Lovats"

- a. **Occasions for Wear:** Semi formal day rig worn in camp and for day to day duties.
- b. **Description:**

All Ranks
Cap
Stone Shirt
Jersey Wool Heavy
Corps pattern belt
Lovat Skirt (females)
Lovat Trousers (males)
Stockings/Lovat socks
Black shoes

- c. **Decorations/Medals:** None

Fig 4G-4a. No 3C Dress Front View

Fig 4G-4b. No 3C Dress Side View



Fig 4G-4c. No 3C Dress Rear View

